



Club Health Assessment for District A 1 through November 2025

| | | | Status | Membership | | | | | Reports | | | | | Finance | LCIF | |
|-------------------------------|--|--------------|-------------------------------------|-------------------------|-------------------|---------------------|---------------------|-------------------------|---------------------------------------|--------------------------------|--------------------------------|---------------------------------|-------------------|--------------------------------------|-----------------|---------------|
| Club Number | Club Name | Charter Date | Times in Status Quo in Past 2 Years | Current Member Count ** | YTD Members Added | YTD Members Dropped | YTD Net Growth% *** | Member Count 1 Year Ago | Dropped Members Avg.Length of Service | Months Since Membership Update | Current Officers Reported **** | Current President Repeated Term | VP Reported ***** | Last Date Reported Service (mm/yyyy) | Account Balance | YTD Donations |
| Clubs more than two years old | | | | | | | | | | | | | | | | |
| 14505 | AILSA CRAIG & DISTRICT | 05/12/1971 | Active | 24 | 1 | 0 | 4.35% | 21 | | 2 | Y | 2 | R | 11/2025 | | \$1,081.56 |
| | Exc Award (06/30/2017, 06/30/2018, 06/30/2020) | | | | | | | | | | | | | | | |
| 14507 | ARKONA | 02/21/1948 | Active | 19 | 0 | 0 | 0.00% | 21 | | 6 | Y | | N | 11/2025 | | |
| | Exc Award (06/30/2021) | | | | | | | | | | | | | | | |
| 14508 | BELLE RIVER | 12/14/1944 | Active | 52 | 6 | 1 | 10.64% | 47 | 62 | 0 | Y | | N | 10/2025 | 90+ Days | \$216.48 |
| | Exc Award (06/30/2017, 06/30/2018, 06/30/2024) | | | | | | | | | | | | | | | |
| 14509 | BELMONT | 11/19/1956 | Active | 35 | 0 | 0 | 0.00% | 31 | | 9 | Y | 2 | R | 11/2025 | | \$36.14 |
| 14511 | CHATHAM | 03/24/1949 | Active | 17 | 0 | 4 | -19.05% | 18 | 13 | 0 | Y | | N | 10/2025 | | \$420.40 |
| | Exc Award (06/30/2018, 06/30/2019, 06/30/2021, 06/30/2024, 06/30/2025) | | | | | | | | | | | | | | | |
| 14512 | DELAWARE | 03/24/1971 | Active | 55 | 0 | 1 | -1.79% | 60 | 11 | 0 | Y | | N | 10/2025 | | |
| 14513 | DORCHESTER | 04/14/1954 | Active | 56 | 3 | 0 | 5.66% | 56 | | 1 | Y | 2 | | 11/2025 | | \$135.77 |
| | Exc Award (06/30/2019, 06/30/2020, 06/30/2021, 06/30/2022, 06/30/2023) | | | | | | | | | | | | | | | |
| 14538 | DUTTON & DISTRICT | 11/03/1966 | Active | 26 | 1 | 2 | -3.70% | 22 | 12 | 0 | Y | 2 | R | 11/2025 | | |
| | Exc Award (06/30/2018, 06/30/2020, 06/30/2023, 06/30/2025) | | | | | | | | | | | | | | | |
| 29799 | GLENCOE DISTRICT | 09/12/1974 | Active | 34 | 1 | 0 | 3.03% | 36 | | 2 | Y | | N | 11/2025 | | |
| 40119 | HIGHGATE & DIST | 06/30/1981 | Active | 19 | 0 | 0 | 0.00% | 18 | | 7 | Y | 3 | R | 11/2025 | | |
| 38598 | HYDE PARK & DISTRICT L C | 06/02/1980 | Active | 35 | 0 | 1 | -2.78% | 44 | 13 | 0 | Y | | N | 06/2024 | 90+ Days | \$2,562.67 |
| | Exc Award (06/30/2017, 06/30/2023, 06/30/2024) | | | | | | | | | | | | | | | |
| 14515 | ILDERTON & DISTRICT L C | 04/27/1954 | Active | 53 | 9 | 2 | 15.22% | 46 | 37 | 0 | Y | | N | 06/2025 | | \$14.64 |
| 14516 | KINGSVILLE | 05/03/1933 | Active | 22 | 5 | 2 | 15.79% | 21 | 7 | 0 | Y | | | 11/2025 | | |
| | Exc Award (06/30/2021) | | | | | | | | | | | | | | | |
| 33216 | LAMBETH | 01/19/1977 | Active | 18 | 0 | 0 | 0.00% | 21 | | 5 | Y | | N | 11/2024 | | \$316.21 |
| | Exc Award (06/30/2021, 06/30/2023) | | | | | | | | | | | | | | | |
| 14517 | LEAMINGTON | 12/11/1925 | Active | 12 | 0 | 0 | 0.00% | 14 | | 5 | Y | 9 | | 11/2025 | | |
| 43015 | LIGHTHOUSE COVE & DIST | 09/16/1983 | Active | 18 | 0 | 0 | 0.00% | 21 | | 0 | Y | 3 | | 12/2013 | | |
| | Exc Award (06/30/2021) | | | | | | | | | | | | | | | |
| 14518 | LONDON CENTRAL | 06/28/1921 | Active | 34 | 5 | 0 | 17.24% | 32 | | 0 | Y | | N | 11/2025 | | \$751.53 |




Club Health Assessment for District A 1 through November 2025

| | | | Status | Membership | | | | | | Reports | | | | Finance | LCIF | |
|-------------|------------------------------------|--------------|-------------------------------------|-------------------------|-------------------|---------------------|---------------------|-------------------------|---------------------------------------|--------------------------------|--------------------------------|---------------------------------|-------------------|--------------------------------------|-----------------|---------------|
| Club Number | Club Name | Charter Date | Times in Status Quo in Past 2 Years | Current Member Count ** | YTD Members Added | YTD Members Dropped | YTD Net Growth% *** | Member Count 1 Year Ago | Dropped Members Avg.Length of Service | Months Since Membership Update | Current Officers Reported **** | Current President Repeated Term | VP Reported ***** | Last Date Reported Service (mm/yyyy) | Account Balance | YTD Donations |
| 14519 | LONDON EAST | 03/13/1951 | Active | 22 | 1 | 1 | 0.00% | 22 | 39 | 2 | Y | | N | 11/2025 | | \$1,868.49 |
| | Exc Award (06/30/2024) | | | | | | | | | | | | | | | |
| 136643 | London West | 11/27/2018 | Active(1) | 3 | 0 | 0 | 0.00% | 9 | | 5 | N | None | | 03/2024 | | |
| 14523 | LUCAN DISTRICT L C | 09/13/1948 | Active | 39 | 0 | 0 | 0.00% | 40 | | 0 | Y | | N | 12/2024 | | |
| 38049 | MELBOURNE & DISTRICT L C | 02/29/1980 | Active | 20 | 0 | 0 | 0.00% | 21 | | 6 | Y | | | 11/2025 | | |
| 14524 | MT BRYDGES | 04/30/1948 | Active | 38 | 3 | 0 | 8.57% | 39 | | 0 | Y | | N | 03/2024 | | \$71.55 |
| 14525 | PARKHILL | 05/22/1939 | Active | 18 | 0 | 1 | -5.26% | 22 | 9 | 3 | Y | 7 | | 10/2023 | | \$715.46 |
| 14526 | PETROLIA | 10/24/1932 | Active | 61 | 0 | 3 | -4.69% | 64 | 33 | 0 | Y | | | 11/2025 | | |
| | Exc Award (06/30/2017, 06/30/2023) | | | | | | | | | | | | | | | |
| 36718 | POPLAR HILL & DISTRICT L C | 03/22/1979 | Active | 35 | 2 | 1 | 2.94% | 34 | 1 | 1 | Y | | N | 11/2025 | | \$49.05 |
| | Exc Award (06/30/2018) | | | | | | | | | | | | | | | |
| 14527 | PORT STANLEY | 11/04/1959 | Active | 28 | 1 | 0 | 3.70% | 30 | | 0 | Y | | N | 05/2024 | | |
| | Exc Award (06/30/2023) | | | | | | | | | | | | | | | |
| 143347 | Port Stanley Lioness | 10/29/2020 | Active | 18 | 0 | 0 | 0.00% | 22 | | 2 | Y | | N | 11/2025 | | |
| | Exc Award (06/30/2023) | | | | | | | | | | | | | | | |
| 14528 | RODNEY | 12/22/1972 | Active | 20 | 1 | 0 | 5.26% | 19 | | 1 | Y | 3 | R | 01/2025 | | |
| 14530 | SARNIA | 09/21/1932 | Active | 12 | 1 | 1 | 0.00% | 11 | 2 | 2 | Y | | | 10/2025 | | |
| 14529 | ST THOMAS | 10/28/1930 | Active | 11 | 0 | 0 | 0.00% | 14 | | 0 | Y | | N | 10/2025 | | \$108.44 |
| | Exc Award (06/30/2021, 06/30/2023) | | | | | | | | | | | | | | | |
| 14533 | STRATHROY | 05/29/1924 | Active | 43 | 5 | 7 | -4.44% | 55 | 6 | 1 | Y | | N | 10/2025 | | |
| 14535 | Thorndale | 04/28/1947 | Active | 38 | 0 | 0 | 0.00% | 36 | | 5 | Y | | N | 04/2025 | | \$543.30 |
| | Exc Award (06/30/2016) | | | | | | | | | | | | | | | |
| 14536 | TILBURY | 06/22/1934 | Active | 36 | 5 | 2 | 9.09% | 33 | 12 | 0 | Y | | | 10/2025 | | |
| 14539 | WHEATLEY | 12/02/1948 | Active | 9 | 0 | 0 | 0.00% | 9 | | 6 | Y | 7 | R | 12/2024 | | |
| | Exc Award (06/30/2017, 06/30/2018) | | | | | | | | | | | | | | | |
| 14540 | WINDSOR | 03/12/1920 | Active | 31 | 0 | 4 | -11.43% | 37 | 7 | 0 | Y | | N | 09/2025 | | \$180.40 |
| 14543 | WYOMING | 03/18/1953 | Active | 57 | 0 | 0 | 0.00% | 56 | | 1 | Y | | N | 10/2023 | | \$72.44 |
| 146090 | Wyoming Lioness | 05/03/2021 | Active | 14 | 0 | 2 | -12.50% | 18 | 4 | 2 | Y | | N | 06/2025 | | |
| | Exc Award (06/30/2023) | | | | | | | | | | | | | | | |



Club Health Assessment for District A 1 through November 2025

|  StatusMembershipReportsFinanceLCIF | | | | | | Status | | Membership | | | | | Reports | | | | Finance | | LCIF | |
|---|---------------------|---------------------------|-------------------|-----------------------------|---------|-------------------------------------|------------------|----------------------------|-------------------------------|--------------------------------------|----------------------------------|----------------------------------|---------------------------------------|--|--------------------------------|---------------------------------|----------------------------------|--|-----------------|---------------|
| | | | | | | Times in Status Quo in Past 2 Years | | Current Member Count ** | YTD Members Added | YTD Members Dropped | YTD Net Growth*** | Member Count 1 Year Ago | Dropped Members Avg.Length of Service | Months Since Membership Update | Current Officers Reported **** | Current President Repeated Term | VP Reported ***** | Last Date Reported Service (mm/yyyy) | Account Balance | YTD Donations |
| Club Number | Club Name | | Charter Date | | | | | | | | | | | | | | | | | |
| Current Total Clubs Count | YTD New Clubs Count | YTD Cancelled Clubs Count | YTD Net Club Gain | Current Total Members Count | YTD Add | YTD Drop | YTD Net Growth % | Member Count 12 Months Ago | Average Member Count Per Club | % of Clubs with less than 20 members | % No Officer Report in 12 Months | % of Clubs with balance 90+ days | Number of Clubs in Status Quo | % Status Quo Clubs in Financial Suspension | Number of Cancelled Clubs | Average Cancelled Club Age | Members Lost Due to Cancellation | % of Clubs Cancelled for Non-Financial Reasons | | |
| 37 | 0 | 0 | 0 | 1,082 | 50 | 35 | 15 | 1.41% | 1,120 | 29 | 35% | 3% | 5% | 0 | 0% | 0 | 0 | 0% | | |

* - P - Priority Club. Cancellation Reasons: 1-Objectives/conduct, 2-Non-active club, 5-Non-existing club, 6-Disbanding, 7-Merger, 8-Financial Suspension, 9-District/Multiple District Dues.

** Red denotes below 15 active members.

*** Red denotes 20% + loss.

**** Y - all 3 (President, Secretary, Treasurer) club officers reported, N - not all 3 reported.

***** Abbreviation: N-New, IP-Immediate Past, R-Repeat.



Club Health Assessment for District A 2 through November 2025

| | | | Status | Membership | | | | | | Reports | | | | Finance | LCIF | |
|--|--------------------------|--------------|-------------------------------------|-------------------------|-------------------|---------------------|---------------------|-------------------------|---------------------------------------|--------------------------------|--------------------------------|---------------------------------|-------------------|--------------------------------------|-----------------|---------------|
| Club Number | Club Name | Charter Date | Times in Status Quo in Past 2 Years | Current Member Count ** | YTD Members Added | YTD Members Dropped | YTD Net Growth% *** | Member Count 1 Year Ago | Dropped Members Avg.Length of Service | Months Since Membership Update | Current Officers Reported **** | Current President Repeated Term | VP Reported ***** | Last Date Reported Service (mm/yyyy) | Account Balance | YTD Donations |
| Clubs less than two years old | | | | | | | | | | | | | | | | |
| 158127 | Long Point Lioness | 04/11/2024 | Active | 32 | 3 | 1 | 6.67% | 22 | 2 | 0 | Y | | N | 11/2025 | | |
| Exc Award (06/30/2025) | | | | | | | | | | | | | | | | |
| Clubs more than two years old | | | | | | | | | | | | | | | | |
| 14544 | BEAMSVILLE & DISTRICT | 04/17/1939 | Active | 27 | 5 | 5 | 0.00% | 28 | 14 | 1 | Y | | | 01/2025 | | |
| Exc Award (06/30/2017, 06/30/2021) | | | | | | | | | | | | | | | | |
| 14545 | CALEDONIA | 11/16/1960 | Active | 37 | 5 | 3 | 5.71% | 36 | 25 | 1 | Y | | | 11/2025 | | |
| 14547 | CHIPPAWA | 08/25/1941 | Active | 30 | 1 | 0 | 3.45% | 33 | | 0 | Y | | N | 06/2025 | | \$35.90 |
| Exc Award (06/30/2017) | | | | | | | | | | | | | | | | |
| 14548 | COURTLAND & DISTRICT L C | 07/28/1970 | Active | 12 | 0 | 0 | 0.00% | 13 | | 0 | Y | | N | 11/2025 | | |
| 35057 | DEREHAM DISTRICT L C | 02/14/1978 | Active | 9 | 0 | 1 | -10.00% | 10 | 7 | 2 | Y | 2 | R | 10/2025 | | \$200.00 |
| 14549 | DUNNVILLE | 04/29/1925 | Active | 23 | 0 | 0 | 0.00% | 21 | | 5 | Y | 2 | | 10/2025 | | |
| 14550 | FENWICK | 03/01/1949 | Active | 39 | 0 | 0 | 0.00% | 40 | | 5 | Y | 2 | N | 11/2025 | | |
| 14551 | FISHERVILLE DISTRICT | 02/25/1955 | Active | 40 | 0 | 3 | -6.98% | 38 | 47 | 0 | Y | | N | 11/2025 | | \$172.30 |
| Exc Award (06/30/2017, 06/30/2018, 06/30/2020, 06/30/2023, 06/30/2024, 06/30/2025) | | | | | | | | | | | | | | | | |
| 14552 | FONTHILL | 03/13/1945 | Active | 21 | 0 | 0 | 0.00% | 20 | | 1 | Y | 2 | R | 11/2025 | | \$429.94 |
| Exc Award (06/30/2022) | | | | | | | | | | | | | | | | |
| 14553 | FORT ERIE | 02/25/1927 | Active | 26 | 0 | 1 | -3.70% | 28 | 69 | 4 | Y | 3 | N | 11/2025 | | \$898.80 |
| 14554 | GRANTHAM | 03/07/1952 | Active | 46 | 2 | 4 | -4.17% | 54 | 14 | 1 | Y | | N | 11/2025 | | |
| 124338 | Grimsby and District | 03/16/2015 | Active | 34 | 1 | 8 | -17.07% | 41 | 17 | 0 | Y | 2 | R | 11/2025 | | \$411.50 |
| Exc Award (06/30/2016, 06/30/2018, 06/30/2019, 06/30/2020, 06/30/2022, 06/30/2023, 06/30/2024) | | | | | | | | | | | | | | | | |
| 14556 | HAGERSVILLE DISTRICT | 03/27/1962 | Active | 32 | 4 | 2 | 6.67% | 41 | 3 | 0 | Y | | N | 10/2025 | | \$4,574.96 |
| Exc Award (06/30/2022, 06/30/2023, 06/30/2024) | | | | | | | | | | | | | | | | |
| 14558 | JARVIS | 01/23/1948 | Active | 67 | 0 | 1 | -1.47% | 70 | 6 | 0 | Y | | N | 10/2025 | | |
| Exc Award (06/30/2016, 06/30/2017, 06/30/2023) | | | | | | | | | | | | | | | | |
| 14559 | JORDAN | 03/31/1948 | Active | 11 | 0 | 0 | 0.00% | 11 | | 29 | Y | 5 | | 06/2025 | | |



Club Health Assessment for District A 2 through November 2025

| | | | Status | Membership | | | | | | Reports | | | | Finance | LCIF | |
|--|---------------------------|--------------|-------------------------------------|-------------------------|-------------------|---------------------|---------------------|-------------------------|---------------------------------------|--------------------------------|--------------------------------|---------------------------------|-------------------|--------------------------------------|-----------------|---------------|
| Club Number | Club Name | Charter Date | Times in Status Quo in Past 2 Years | Current Member Count ** | YTD Members Added | YTD Members Dropped | YTD Net Growth% *** | Member Count 1 Year Ago | Dropped Members Avg.Length of Service | Months Since Membership Update | Current Officers Reported **** | Current President Repeated Term | VP Reported ***** | Last Date Reported Service (mm/yyyy) | Account Balance | YTD Donations |
| 14560 | LANGTON | 02/28/1952 | Active | 18 | 0 | 1 | -5.26% | 18 | 52 | 1 | Y | | N | 11/2025 | 90+ Days | \$430.84 |
| 14561 | LONG POINT | 08/22/1938 | Active | 31 | 1 | 1 | 0.00% | 30 | 70 | 0 | Y | | N | 11/2025 | | |
| 14562 | MERRITTON | 11/30/1938 | Active | 46 | 0 | 0 | 0.00% | 45 | | 1 | Y | | N | 10/2025 | | |
| 14563 | NIAGARA | 08/18/1941 | Active | 12 | 0 | 0 | 0.00% | 12 | | 20 | Y | 4 | | 01/2025 | | |
| 151470 | Niagara Cyber | 06/27/2022 | Active | 20 | 1 | 1 | 0.00% | 17 | 1 | 0 | Y | 2 | N | 02/2025 | | |
| 14564 | NIAGARA FALLS | 06/02/1922 | Active | 20 | 0 | 0 | 0.00% | 20 | | 0 | N | | N | 10/2024 | | |
| 14566 | PORT COLBORNE | 04/14/1922 | Active | 51 | 2 | 4 | -3.77% | 51 | 7 | 0 | Y | 2 | R | 06/2025 | | |
| Exc Award (06/30/2016, 06/30/2023) | | | | | | | | | | | | | | | | |
| 14567 | PORT DALHOUSIE | 11/24/1947 | Active | 42 | 0 | 0 | 0.00% | 39 | | 5 | Y | 2 | R | 11/2025 | | |
| 14568 | PORT DOVER | 08/31/1938 | Active | 63 | 5 | 5 | 0.00% | 60 | 20 | 0 | Y | | N | 11/2025 | | |
| Exc Award (06/30/2022) | | | | | | | | | | | | | | | | |
| 14569 | RIDGEWAY | 01/12/1931 | Active | 33 | 2 | 1 | 3.13% | 32 | 56 | 0 | Y | | | 10/2025 | \$7.32 | |
| 147031 | Ridgeway Lioness | 06/26/2021 | Active | 13 | 0 | 1 | -7.14% | 16 | 1 | 0 | Y | 2 | | 05/2025 | | |
| 58121 | SELKIRK | 04/15/1996 | Active | 12 | 0 | 0 | 0.00% | 12 | | 17 | Y | 2 | R | 11/2025 | | |
| 14573 | SIMCOE | 03/20/1931 | Active | 95 | 6 | 2 | 4.40% | 87 | 2 | 0 | Y | | N | 11/2025 | | |
| 60211 | SIMCOE LYNN VALLEY | 12/30/1997 | Active | 17 | 2 | 2 | 0.00% | 13 | 14 | 0 | Y | | N | 11/2025 | | |
| Exc Award (06/30/2023) | | | | | | | | | | | | | | | | |
| 14950 | SOUTH BRANT | 03/07/1955 | Active | 14 | 0 | 0 | 0.00% | 17 | | 4 | Y | | N | 11/2025 | | |
| 55026 | ST CATHARINES GARDEN CITY | 11/01/1993 | Active | 8 | 0 | 0 | 0.00% | 8 | | 1 | Y | 2 | | 11/2025 | | |
| 14571 | ST DAVIDS DISTRICT | 02/28/1963 | Active | 110 | 18 | 0 | 19.57% | 93 | | 0 | Y | | N | 11/2025 | | |
| Exc Award (06/30/2016, 06/30/2018, 06/30/2019, 06/30/2022, 06/30/2024) | | | | | | | | | | | | | | | | |
| 14572 | ST WILLIAMS | 04/16/1959 | Active | 4 | 0 | 5 | -55.56% | 9 | 18 | 0 | Y | 5 | | 05/2025 | \$1,037.42 | |
| 14575 | STAMFORD | 03/07/1957 | Active | 18 | 0 | 0 | 0.00% | 16 | | 0 | Y | | N | 11/2025 | | |
| 108579 | THOROLD | 06/14/2010 | Active | 9 | 0 | 0 | 0.00% | 11 | | 5 | Y | | R | 06/2025 | | |
| Exc Award (06/30/2017) | | | | | | | | | | | | | | | | |
| 14578 | TILLSONBURG | 10/10/1924 | Active | 47 | 2 | 0 | 4.44% | 38 | | 2 | Y | | N | 10/2025 | \$100.00 | |
| 43231 | TOWNSEND | 12/05/1983 | Active | 24 | 0 | 3 | -11.11% | 27 | 3 | 0 | Y | | N | 11/2025 | | |
| Exc Award (06/30/2019, 06/30/2023) | | | | | | | | | | | | | | | | |
| 14537 | VIENNA | 11/26/1945 | Active | 22 | 3 | 1 | 10.00% | 26 | 3 | 1 | Y | | N | 11/2025 | | |



Club Health Assessment for District A 2 through November 2025

| | | | | | Status | | | | | Membership | | | | | Reports | | | | Finance | | LCIF |
|--|---------------------|---------------------------|-------------------|-----------------------------|-------------------------------------|----------|-------------------------|-------------------|----------------------------|-------------------------------|--------------------------------------|---------------------------------------|----------------------------------|--------------------------------|--|---------------------------|--------------------------------------|----------------------------------|--|--|------|
| Club Number | Club Name | Charter Date | | | Times in Status Quo in Past 2 Years | | Current Member Count ** | YTD Members Added | YTD Members Dropped | YTD Net Growth*** | Member Count 1 Year Ago | Dropped Members Avg.Length of Service | Months Since Membership Update | Current Officers Reported **** | Current President Repeated Term | VP Reported ***** | Last Date Reported Service (mm/yyyy) | Account Balance | YTD Donations | | |
| 14579 | VITTORIA | 10/09/1953 | | | Active | | 14 | 0 | 0 | 0.00% | 14 | | 21 | Y | 3 | | 02/2025 | | | | |
| 14580 | WAINFLEET | 03/14/1957 | | | Active | | 12 | 1 | 0 | 9.09% | 10 | | 2 | Y | 2 | | 10/2025 | | \$100.00 | | |
| 14581 | WATERFORD | 08/04/1938 | | | Active | | 58 | 4 | 1 | 5.45% | 49 | 18 | 0 | Y | | N | 11/2025 | | \$2,545.94 | | |
| Exc Award (06/30/2023, 06/30/2024, 06/30/2025) | | | | | | | | | | | | | | | | | | | | | |
| 14582 | WELLAND | 04/03/1923 | | | Active | | 26 | 1 | 1 | 0.00% | 24 | 1 | 0 | Y | | N | 11/2025 | | | | |
| Exc Award (06/30/2025) | | | | | | | | | | | | | | | | | | | | | |
| Current Total Clubs Count | YTD New Clubs Count | YTD Cancelled Clubs Count | YTD Net Club Gain | Current Total Members Count | YTD Add | YTD Drop | YTD Net Growth | YTD Net Growth % | Member Count 12 Months Ago | Average Member Count Per Club | % of Clubs with less than 20 members | % No Officer Report in 12 Months | % of Clubs with balance 90+ days | Number of Clubs in Status Quo | % Status Quo Clubs in Financial Suspension | Number of Cancelled Clubs | Average Cancelled Club Age | Members Lost Due to Cancellation | % of Clubs Cancelled for Non-Financial Reasons | | |
| 43 | 0 | 0 | 0 | 1,325 | 69 | 58 | 11 | 0.84% | 1,300 | 31 | 35% | 0% | 2% | 0 | 0% | 0 | 0 | 0 | 0 | | |

* - P - Priority Club. Cancellation Reasons: 1-Objectives/conduct, 2-Non-active club, 5-Non-existing club, 6-Disbanding, 7-Merger, 8-Financial Suspension, 9-District/Multiple District Dues.
** Red denotes below 15 active members.
*** Red denotes 20% + loss.
**** Y - all 3 (President, Secretary, Treasurer) club officers reported, N - not all 3 reported.
***** Abbreviation: N-New, IP-Immediate Past, R-Repeat.




Club Health Assessment for District A 3 through November 2025

| | | | Status | Membership | | | | | | Reports | | | | Finance | LCIF | |
|-------------------------------|--|--------------|-------------------------------------|-------------------------|-------------------|---------------------|---------------------|-------------------------|---------------------------------------|--------------------------------|--------------------------------|---------------------------------|-------------------|--------------------------------------|-----------------|---------------|
| Club Number | Club Name | Charter Date | Times in Status Quo in Past 2 Years | Current Member Count ** | YTD Members Added | YTD Members Dropped | YTD Net Growth% *** | Member Count 1 Year Ago | Dropped Members Avg.Length of Service | Months Since Membership Update | Current Officers Reported **** | Current President Repeated Term | VP Reported ***** | Last Date Reported Service (mm/yyyy) | Account Balance | YTD Donations |
| Clubs more than two years old | | | | | | | | | | | | | | | | |
| 31026 | AMHERSTVIEW | 06/30/1975 | Active | 26 | 3 | 6 | -10.34% | 26 | 51 | 0 | Y | | N | 11/2025 | | |
| | Exc Award (06/30/2018, 06/30/2020, 06/30/2022, 06/30/2023) | | | | | | | | | | | | | | | |
| 29368 | APSLEY & DISTRICT L C | 05/29/1974 | Active | 30 | 0 | 0 | 0.00% | 29 | | 5 | Y | | R | 07/2025 | | |
| 14585 | BANCROFT | 09/06/1945 | Active | 21 | 2 | 2 | 0.00% | 21 | 3 | 0 | Y | 2 | R | 09/2025 | | \$720.14 |
| | Exc Award (06/30/2022, 06/30/2023, 06/30/2024) | | | | | | | | | | | | | | | |
| 111031 | BATAWA | 05/06/2011 | Active(1) | 20 | 1 | 2 | -4.76% | 22 | 13 | 0 | Y | | N | 11/2025 | | \$86.17 |
| | Exc Award (06/30/2021, 06/30/2023) | | | | | | | | | | | | | | | |
| 38599 | BATH & DIST L C | 06/18/1980 | Active | 14 | 3 | 1 | 16.67% | 12 | 13 | 1 | Y | 2 | R | 11/2025 | | \$715.46 |
| | Exc Award (06/30/2018, 06/30/2022) | | | | | | | | | | | | | | | |
| 14586 | BELLEVILLE | 02/04/1953 | Active | 27 | 4 | 0 | 17.39% | 27 | | 1 | Y | 3 | N | 11/2025 | | |
| | Exc Award (06/30/2022) | | | | | | | | | | | | | | | |
| 14587 | BEWDLEY & DISTRICT L C | 05/07/1971 | Active | 18 | 1 | 2 | -5.26% | 20 | 3 | 0 | Y | | N | 10/2025 | | |
| | Exc Award (06/30/2016, 06/30/2023) | | | | | | | | | | | | | | | |
| 14588 | BOWMANVILLE | 04/26/1935 | Active | 25 | 0 | 0 | 0.00% | 25 | | 2 | N | None | | 09/2025 | | \$36.07 |
| | Exc Award (06/30/2019) | | | | | | | | | | | | | | | |
| 14589 | BRIGHTON | 02/13/1946 | Active | 13 | 1 | 0 | 8.33% | 15 | | 1 | Y | | IP | 09/2025 | | |
| | Exc Award (06/30/2021, 06/30/2022) | | | | | | | | | | | | | | | |
| 145705 | Buckhorn District | 03/17/2021 | Active | 37 | 2 | 1 | 2.78% | 37 | 2 | 2 | Y | | N | 11/2025 | | |
| | Exc Award (06/30/2022) | | | | | | | | | | | | | | | |
| 14591 | CAMPBELLFORD | 07/23/1953 | Active | 12 | 0 | 2 | -14.29% | 16 | 32 | 3 | Y | | N | 11/2024 | | |
| 29369 | Chemung Lake, Bridgenorth, Ennisnore District | 05/29/1974 | Active | 16 | 1 | 1 | 0.00% | 16 | 31 | 0 | Y | 2 | N | 07/2025 | | |
| | Exc Award (06/30/2018, 06/30/2021, 06/30/2022) | | | | | | | | | | | | | | | |
| 14593 | COBOURG | 01/18/1950 | Active | 49 | 4 | 0 | 8.89% | 46 | | 0 | Y | 2 | R | 11/2025 | | \$90.37 |
| | Exc Award (06/30/2016, 06/30/2018, 06/30/2023, 06/30/2024) | | | | | | | | | | | | | | | |
| 110245 | COLBORNE & DISTRICT | 01/27/2011 | Active | 16 | 1 | 1 | 0.00% | 14 | 18 | 0 | Y | 2 | R | 11/2025 | | |
| | Exc Award (06/30/2016, 06/30/2017, 06/30/2023, 06/30/2024, 06/30/2025) | | | | | | | | | | | | | | | |
| 60282 | DENBIGH - GRIFFITH L C | 01/12/1998 | Active | 11 | 0 | 0 | 0.00% | 10 | | 2 | Y | | IP | 11/2025 | | \$438.11 |



Club Health Assessment for District A 3 through November 2025

|  | | | Status | Membership | | | | | | Reports | | | | Finance | LCIF | |
|--|-------------------------|--------------|-------------------------------------|-------------------------|-------------------|---------------------|---------------------|-------------------------|---------------------------------------|--------------------------------|--------------------------------|---------------------------------|-------------------|--------------------------------------|-----------------|---------------|
| Club Number | Club Name | Charter Date | Times in Status Quo in Past 2 Years | Current Member Count ** | YTD Members Added | YTD Members Dropped | YTD Net Growth% *** | Member Count 1 Year Ago | Dropped Members Avg.Length of Service | Months Since Membership Update | Current Officers Reported **** | Current President Repeated Term | VP Reported ***** | Last Date Reported Service (mm/yyyy) | Account Balance | YTD Donations |
| Exc Award (06/30/2016, 06/30/2018, 06/30/2025) | | | Active(1) | 8 | 0 | 0 | 0.00% | 8 | | 29 | N | None | | 10/2022 | 90+ Days | |
| 57355 | FOXBORO MELROSE | 09/18/1995 | | | | | | | | | | | | | | |
| Exc Award (06/30/2018, 06/30/2022) | | | Active | 14 | 1 | 3 | -12.50% | 14 | 2 | 0 | Y | 3 | R | 10/2025 | | |
| 14596 | FRANKFORD | 10/28/1948 | | | | | | | | | | | | | | |
| Exc Award (06/30/2018, 06/30/2019) | | | Active | 29 | 1 | 4 | -9.38% | 31 | 25 | 0 | Y | | N | 10/2025 | | \$488.08 |
| 14598 | HAVELOCK | 01/09/1958 | | | | | | | | | | | | | | |
| Exc Award (06/30/2018, 06/30/2023, 06/30/2024) | | | Active | 40 | 3 | 2 | 2.56% | 39 | 17 | 0 | Y | | N | 08/2025 | | \$896.27 |
| 14599 | KEENE | 10/20/1951 | | | | | | | | | | | | | | |
| Exc Award (06/30/2018, 06/30/2023) | | | Active | 21 | 0 | 0 | 0.00% | 21 | | 6 | Y | | N | 09/2025 | | |
| 82494 | KENDAL | 06/02/2004 | | | | | | | | | | | | | | |
| Exc Award (06/30/2019) | | | Active | 18 | 0 | 0 | 0.00% | 14 | | 4 | Y | 2 | | 11/2025 | | \$359.03 |
| 14600 | KINGSTON | 07/10/1936 | | | | | | | | | | | | | | |
| Exc Award (06/30/2019, 06/30/2023) | | | Active | 28 | 2 | 1 | 3.70% | 26 | 26 | 0 | N | None | | 10/2025 | | |
| 14602 | KINGSTON LAKESHORE WEST | 08/25/1971 | | | | | | | | | | | | | | |
| Exc Award (06/30/2018, 06/30/2019, 06/30/2022, 06/30/2023) | | | Active | 19 | 2 | 2 | 0.00% | 20 | 30 | 0 | Y | 2 | R | 07/2025 | | \$198.47 |
| 14603 | LAKEFIELD & DISTRICT | 02/21/1946 | | | | | | | | | | | | | | |
| Exc Award (06/30/2018, 06/30/2023) | | | Active | 28 | 5 | 2 | 12.00% | 26 | 11 | 1 | Y | | R | 11/2025 | | \$1,086.60 |
| 88972 | LAKEFIELD VILLAGE | 07/15/2005 | | | | | | | | | | | | | | |
| Exc Award (06/30/2023, 06/30/2024) | | | Active | 68 | 1 | 11 | -12.82% | 72 | 5 | 0 | Y | | N | 10/2025 | | \$20.00 |
| 14604 | LAND O' LAKES L C | 01/22/1969 | | | | | | | | | | | | | | |
| Exc Award (06/30/2016, 06/30/2019, 06/30/2021, 06/30/2022, 06/30/2023, 06/30/2025) | | | Active | 19 | 2 | 5 | -13.64% | 21 | 2 | 0 | Y | | N | 11/2025 | | |
| 116823 | MADOC | 05/11/2012 | | | | | | | | | | | | | | |
| Exc Award (06/30/2016, 06/30/2017, 06/30/2019, 06/30/2022) | | | Active | 51 | 1 | 5 | -7.27% | 44 | 10 | 0 | Y | 3 | R | 11/2025 | | \$3,841.36 |
| 59315 | MARMORA CROWE VALLEY | 04/10/1997 | | | | | | | | | | | | | | |
| Exc Award (06/30/2023, 06/30/2024, 06/30/2025) | | | Active | 38 | 5 | 3 | 5.56% | 40 | 29 | 0 | Y | | N | 11/2025 | | \$719.93 |
| 14609 | MILLBROOK AND DISTRICT | 01/05/1948 | | | | | | | | | | | | | | |
| Exc Award (06/30/2023) | | | Active | 10 | 0 | 2 | -16.67% | 17 | 7 | 0 | Y | 2 | R | 11/2025 | | |
| 14610 | NAPANEE | 02/22/1939 | | | | | | | | | | | | | | |




Club Health Assessment for District A 3 through November 2025

| | | | Status | Membership | | | | | Reports | | | | | Finance | LCIF | |
|-------------|---|--------------|-------------------------------------|-------------------------|-------------------|---------------------|---------------------|-------------------------|---------------------------------------|--------------------------------|--------------------------------|---------------------------------|-------------------|--------------------------------------|-----------------|---------------|
| Club Number | Club Name | Charter Date | Times in Status Quo in Past 2 Years | Current Member Count ** | YTD Members Added | YTD Members Dropped | YTD Net Growth% *** | Member Count 1 Year Ago | Dropped Members Avg.Length of Service | Months Since Membership Update | Current Officers Reported **** | Current President Repeated Term | VP Reported ***** | Last Date Reported Service (mm/yyyy) | Account Balance | YTD Donations |
| 144895 | Exc Award (06/30/2016, 06/30/2018, 06/30/2019, 06/30/2022) Napanee Lioness | 01/13/2021 | Active | 16 | 1 | 0 | 6.67% | 14 | | 3 | Y | 2 | | 11/2025 | | |
| 101184 | Exc Award (06/30/2023, 06/30/2025) NEWBURGH CAMDEN | 02/18/2008 | Active | 18 | 0 | 0 | 0.00% | 17 | | 6 | Y | | N | 11/2025 | | \$362.41 |
| 14611 | Exc Award (06/30/2018, 06/30/2023, 06/30/2024) NEWCASTLE | 04/08/1947 | Active | 36 | 2 | 2 | 0.00% | 38 | 13 | 2 | N | None | R | 10/2025 | | |
| 14612 | Exc Award (06/30/2016, 06/30/2022) NORWOOD | 10/26/1951 | Active | 53 | 3 | 0 | 6.00% | 49 | | 1 | Y | | N | 10/2025 | | \$72.30 |
| 29370 | Exc Award (06/30/2017, 06/30/2018, 06/30/2023, 06/30/2024) ODESSA & DISTRICT L C | 05/17/1974 | Active | 20 | 3 | 0 | 17.65% | 18 | | 0 | Y | | N | 11/2025 | | |
| 14616 | Exc Award (06/30/2016, 06/30/2018, 06/30/2023) PETERBOROUGH | 06/09/1936 | Active | 54 | 5 | 3 | 3.85% | 48 | 9 | 1 | Y | | N | 11/2025 | | \$1,522.90 |
| 32903 | Exc Award (06/30/2018, 06/30/2021, 06/30/2023, 06/30/2024) PETERBOROUGH EAST PETERBOROUGH | 10/28/1976 | Active | 35 | 5 | 1 | 12.90% | 36 | 13 | 0 | Y | | N | 10/2025 | | |
| 14601 | Exc Award (06/30/2016, 06/30/2017, 06/30/2018, 06/30/2019, 06/30/2021, 06/30/2022) PITTSBURGH TOWNSHIP L C | 03/23/1965 | Active | 16 | 0 | 0 | 0.00% | 16 | | 8 | Y | 2 | | 11/2025 | | |
| 14618 | Exc Award (06/30/2024) PORT HOPE | 05/22/1931 | Active | 19 | 7 | 0 | 58.33% | 13 | | 0 | Y | 2 | R | 11/2025 | | \$326.06 |
| 29275 | Exc Award (06/30/2018) PRINCE EDWARD COUNTY | 05/16/1974 | Active | 23 | 1 | 2 | -4.17% | 26 | 26 | 1 | Y | | R | 10/2025 | | \$898.79 |
| 14620 | Exc Award (06/30/2016, 06/30/2023, 06/30/2024) SHARBOT LAKE & DIST | 09/28/1951 | Active | 22 | 0 | 0 | 0.00% | 22 | | 5 | Y | | N | 10/2025 | | \$359.03 |
| 38600 | Exc Award (06/30/2016, 06/30/2017, 06/30/2022, 06/30/2023, 06/30/2024) STIRLING & DISTRICT L C | 06/29/1980 | Active | 33 | 5 | 2 | 10.00% | 29 | 23 | 1 | Y | | N | 10/2025 | | \$1,086.60 |
| 14621 | Exc Award (06/30/2018, 06/30/2019, 06/30/2024) STORRINGTON L C | 06/03/1971 | Active | 29 | 2 | 0 | 7.41% | 21 | | 1 | Y | | R | 11/2025 | | |
| | Exc Award (06/30/2018, 06/30/2022, 06/30/2023) | | | | | | | | | | | | | | | |



Club Health Assessment for District A 3 through November 2025

|  StatusMembershipReportsFinanceLCIF | | | | | | | | | | | | | | | | | | | |
|---|-----------------------|---------------------------|-------------------|--|------------|-------------------------------------|-------------------------|-------------------|----------------------------|-------------------------------|--------------------------------------|---------------------------------------|----------------------------------|--------------------------------|--|---------------------------|--------------------------------------|----------------------------------|--|
| | | | | | | Times in Status Quo in Past 2 Years | Current Member Count ** | YTD Members Added | YTD Members Dropped | YTD Net Growth*** | Member Count 1 Year Ago | Dropped Members Avg.Length of Service | Months Since Membership Update | Current Officers Reported **** | Current President Repeated Term | VP Reported ***** | Last Date Reported Service (mm/yyyy) | Account Balance | YTD Donations |
| Club Number | Club Name | Charter Date | 82763 | SYDENHAM AND DISTRICT | 06/23/2004 | Active | 23 | 0 | 0 | 0.00% | 22 | | 1 | Y | 10 | R | 11/2025 | | \$366.10 |
| | | | | Exc Award (06/30/2018, 06/30/2021) | | | | | | | | | | | | | | | |
| 42285 | TAMWORTH & DIST | 02/14/1983 | Active | 22 | 2 | 1 | 4.76% | 22 | 31 | 0 | Y | 3 | R | 11/2025 | | | | \$36.61 | |
| | | | | Exc Award (06/30/2022) | | | | | | | | | | | | | | | |
| 14622 | TRENTON | 05/18/1939 | Active | 47 | 2 | 2 | 0.00% | 46 | 30 | 0 | Y | | N | 10/2025 | | | | \$470.16 | |
| | | | | Exc Award (06/30/2016, 06/30/2018, 06/30/2019, 06/30/2021, 06/30/2025) | | | | | | | | | | | | | | | |
| 51304 | TWEED | 02/08/1991 | Active | 5 | 0 | 0 | 0.00% | 5 | | 6 | Y | 4 | R | 11/2025 | | | | | |
| | | | | Exc Award (06/30/2022) | | | | | | | | | | | | | | | |
| 14623 | VERONA | 06/28/1949 | Active | 32 | 0 | 5 | -13.51% | 34 | 5 | 1 | Y | 2 | N | 11/2025 | | | | \$366.10 | |
| | | | | Exc Award (06/30/2019, 06/30/2021, 06/30/2022, 06/30/2023, 06/30/2024) | | | | | | | | | | | | | | | |
| 14624 | WARSAW & DISTRICT L C | 04/17/1973 | Active | 10 | 0 | 3 | -23.08% | 10 | 1 | 1 | Y | 2 | | 11/2025 | | | | | |
| | | | | | | | | | | | | | | | | | | | |
| Current Total Clubs Count | YTD New Clubs Count | YTD Cancelled Clubs Count | YTD Net Club Gain | Current Total Members Count | YTD Add | YTD Drop | YTD Net Growth | YTD Net Growth % | Member Count 12 Months Ago | Average Member Count Per Club | % of Clubs with less than 20 members | % No Officer Report in 12 Months | % of Clubs with balance 90+ days | Number of Clubs in Status Quo | % Status Quo Clubs in Financial Suspension | Number of Cancelled Clubs | Average Cancelled Club Age | Members Lost Due to Cancellation | % of Clubs Cancelled for Non-Financial Reasons |
| 48 | 0 | 0 | 0 | 1,239 | 84 | 79 | 5 | 0.41% | 1,215 | 26 | 40% | 0% | 2% | 0 | 0% | 0 | 0 | 0 | 0% |

* - P - Priority Club. Cancellation Reasons: 1-Objectives/conduct, 2-Non-active club, 5-Non-existing club, 6-Disbanding, 7-Merger, 8-Financial Suspension, 9-District/Multiple District Dues.

** Red denotes below 15 active members.


*** Red denotes 20% + loss.

**** Y - all 3 (President, Secretary, Treasurer) club officers reported, N - not all 3 reported.

***** Abbreviation: N-New, IP-Immediate Past, R-Repeat.




Club Health Assessment for District A 4 through November 2025

|  | | | Status | Membership | | | | | | Reports | | | | Finance | LCIF | |
|--|------------------------|--------------|-------------------------------------|-------------------------|-------------------|---------------------|---------------------|-------------------------|---------------------------------------|--------------------------------|--------------------------------|---------------------------------|-------------------|--------------------------------------|-----------------|---------------|
| Club Number | Club Name | Charter Date | Times in Status Quo in Past 2 Years | Current Member Count ** | YTD Members Added | YTD Members Dropped | YTD Net Growth% *** | Member Count 1 Year Ago | Dropped Members Avg.Length of Service | Months Since Membership Update | Current Officers Reported **** | Current President Repeated Term | VP Reported ***** | Last Date Reported Service (mm/yyyy) | Account Balance | YTD Donations |
| Clubs more than two years old | | | | | | | | | | | | | | | | |
| 29473 | 1000 ISLANDS DISTRICT | 06/13/1974 | Active | 13 | 1 | 1 | 0.00% | 13 | 46 | 0 | Y | 4 | R | 06/2014 | | |
| 14627 | ALEXANDRIA | 10/20/1953 | Active | 23 | 6 | 0 | 35.29% | 18 | | 1 | Y | 3 | R | 09/2024 | | |
| 14628 | ALMONTE | 03/14/1947 | Active | 10 | 1 | 0 | 11.11% | 11 | | 0 | Y | 2 | R | 06/2025 | | |
| 14629 | ARNPRIOR | 06/18/1946 | Active | 40 | 9 | 4 | 14.29% | 36 | 16 | 0 | Y | | N | 07/2025 | | \$895.78 |
| 14584 | ATHENS | 05/03/1961 | Active | 46 | 1 | 1 | 0.00% | 47 | 18 | 2 | Y | 2 | R | 10/2025 | | |
| 14669 | AYLMER | 06/15/1970 | Active | 12 | 0 | 0 | 0.00% | 23 | | 5 | Y | 6 | | 02/2021 | 90+ Days | |
| 38300 | BARRHAVEN | 04/11/1980 | Active | 28 | 3 | 5 | -6.67% | 28 | 11 | 0 | Y | | N | 08/2022 | | |
| 14630 | BEACHBURG | 03/23/1953 | Active | 19 | 1 | 1 | 0.00% | 17 | 38 | 0 | Y | | N | 11/2025 | | |
| Exc Award (06/30/2022, 06/30/2023) | | | | | | | | | | | | | | | | |
| 14590 | BROCKVILLE | 03/23/1939 | Active | 12 | 3 | 3 | 0.00% | 14 | 12 | 0 | Y | | IP | 05/2025 | | |
| 14666 | BRYSON | 11/09/1951 | Active | 20 | 9 | 0 | 81.82% | 13 | | 1 | Y | | N | 01/2017 | | |
| Exc Award (06/30/2019) | | | | | | | | | | | | | | | | |
| 14667 | BUCKINGHAM | 10/10/1934 | Active | 41 | 1 | 0 | 2.50% | 47 | | 3 | Y | | N | 01/2018 | | |
| Exc Award (06/30/2018) | | | | | | | | | | | | | | | | |
| 14631 | CALABOGIE | 02/18/1952 | Active | 39 | 2 | 1 | 2.63% | 31 | 12 | 0 | Y | | IP | 09/2025 | | |
| Exc Award (06/30/2018, 06/30/2019) | | | | | | | | | | | | | | | | |
| 97703 | CANTLEY | 09/08/2006 | Active(2) | 1 | 0 | 0 | 0.00% | 3 | | 5 | N | None | | 03/2023 | | |
| 14632 | CARLETON PLACE | 11/13/1963 | Active | 20 | 5 | 0 | 33.33% | 15 | | 2 | N | 3 | | 03/2019 | 90+ Days | |
| 14633 | CHALK RIVER & AREA L C | 10/24/1973 | Active | 25 | 0 | 0 | 0.00% | 24 | | 7 | Y | 3 | N | | | |
| 44534 | CHAPEAU & DIST | 01/30/1985 | Active | 17 | 0 | 1 | -5.56% | 18 | 18 | 1 | Y | 17 | R | | | |
| 47575 | CHESTERVILLE & DIST | 06/29/1987 | Active | 12 | 3 | 2 | 9.09% | 10 | 20 | 2 | Y | | | 10/2025 | | |
| 14634 | CLARENCE CREEK | 02/04/1970 | Active | 21 | 0 | 0 | 0.00% | 21 | | 19 | Y | 2 | R | 06/2025 | | \$357.73 |
| 14635 | CORNWALL | 03/19/1940 | Active | 28 | 2 | 0 | 7.69% | 28 | | 0 | Y | 4 | N | 11/2023 | | |
| 34637 | CORNWALL TOWNSHIP | 11/17/1977 | Active | 15 | 0 | 2 | -11.76% | 16 | 3 | 0 | Y | 7 | R | 11/2025 | | |
| 14636 | CUMBERLAND | 10/04/1967 | Active | 20 | 1 | 0 | 5.26% | 21 | | 0 | Y | | | 04/2025 | | |
| Exc Award (06/30/2021, 06/30/2022) | | | | | | | | | | | | | | | | |
| 14637 | DOUGLAS | 12/19/1947 | Active | 11 | 0 | 1 | -8.33% | 12 | 2 | 2 | Y | 10 | | 03/2018 | | |
| 14595 | ELGIN | 03/02/1949 | Active | 28 | 0 | 0 | 0.00% | 33 | | 5 | Y | | N | 03/2024 | | |




Club Health Assessment for District A 4 through November 2025

|  | | | Status | Membership | | | | | | Reports | | | | Finance | LCIF | |
|--|------------------------------------|--------------|-------------------------------------|-------------------------|-------------------|---------------------|---------------------|-------------------------|---------------------------------------|--------------------------------|--------------------------------|---------------------------------|-------------------|--------------------------------------|-----------------|---------------|
| Club Number | Club Name | Charter Date | Times in Status Quo in Past 2 Years | Current Member Count ** | YTD Members Added | YTD Members Dropped | YTD Net Growth% *** | Member Count 1 Year Ago | Dropped Members Avg.Length of Service | Months Since Membership Update | Current Officers Reported **** | Current President Repeated Term | VP Reported ***** | Last Date Reported Service (mm/yyyy) | Account Balance | YTD Donations |
| Exc Award (06/30/2019) | | | | | | | | | | | | | | | | |
| 14638 | FINCH DISTRICT L C | 11/25/1968 | Active | 14 | 0 | 0 | 0.00% | 14 | | 1 | Y | 2 | R | 09/2022 | 90+ Days | \$357.73 |
| 14597 | GANANOQUE | 03/07/1939 | Active | 38 | 1 | 2 | -2.56% | 45 | 2 | 2 | Y | | | 09/2025 | | |
| Exc Award (06/30/2017, 06/30/2018, 06/30/2024) | | | | | | | | | | | | | | | | |
| 14639 | GLOUCESTER | 10/16/1968 | Active | 25 | 0 | 0 | 0.00% | 28 | | 5 | Y | | N | 12/2023 | | \$715.46 |
| 48099 | GREELY | 02/10/1988 | Active | 26 | 2 | 1 | 4.00% | 24 | 1 | 1 | Y | | N | 11/2025 | | \$1,502.74 |
| Exc Award (06/30/2016) | | | | | | | | | | | | | | | | |
| 125006 | Ingleside/Long Sault Lost Villages | 05/29/2015 | Active | 13 | 1 | 1 | 0.00% | 15 | 10 | 0 | Y | 9 | R | 10/2025 | | |
| Exc Award (06/30/2017) | | | | | | | | | | | | | | | | |
| 14640 | IROQUOIS-MATILDA L C | 03/19/1947 | Active | 41 | 1 | 5 | -8.89% | 48 | 12 | 0 | Y | | | 09/2025 | | \$1,615.81 |
| Exc Award (06/30/2020, 06/30/2022, 06/30/2023, 06/30/2024) | | | | | | | | | | | | | | | | |
| 33430 | KANATA HAZELDEAN L C | 03/14/1977 | Active | 52 | 5 | 2 | 6.12% | 44 | 6 | 0 | Y | | R | 10/2025 | | |
| Exc Award (06/30/2019, 06/30/2023, 06/30/2024, 06/30/2025) | | | | | | | | | | | | | | | | |
| 14641 | KEMPTVILLE | 01/22/1958 | Active | 29 | 1 | 1 | 0.00% | 28 | 3 | 2 | Y | | N | 04/2025 | | |
| 14642 | KILLALOE & AREA | 07/12/1948 | Active | 29 | 3 | 6 | -9.38% | 30 | 5 | 0 | Y | 4 | R | 11/2025 | \$724.40 | |
| 36891 | LEFAIVRE | 04/11/1979 | Active | 27 | 1 | 1 | 0.00% | 26 | 0 | 4 | Y | | N | 09/2025 | | |
| Exc Award (06/30/2024) | | | | | | | | | | | | | | | | |
| 14670 | LOW & DISTRICT L C | 01/30/1973 | Active | 11 | 0 | 0 | 0.00% | 11 | | 5 | Y | 13 | | 05/2018 | \$71.81 | |
| 14606 | MADAWASKA VALLEY | 06/29/1953 | Active | 9 | 1 | 0 | 12.50% | 8 | | 4 | Y | 14 | R | 12/2015 | | |
| 14643 | MAXVILLE & DISTRICT L C | 01/15/1964 | Active | 20 | 0 | 0 | 0.00% | 20 | | 13 | Y | 2 | R | 03/2024 | | |
| 14644 | MERRICKVILLE | 07/29/1954 | Active | 31 | 0 | 1 | -3.13% | 28 | 8 | 0 | Y | 2 | R | 06/2025 | | |
| Exc Award (06/30/2022, 06/30/2023, 06/30/2024) | | | | | | | | | | | | | | | | |
| 14645 | METCALFE DISTRICT | 10/26/1959 | Active | 19 | 0 | 1 | -5.00% | 19 | 7 | 0 | Y | | N | 10/2025 | \$216.81 | |
| Exc Award (06/30/2019) | | | | | | | | | | | | | | | | |
| 14646 | MORRISBURG & DISTRICT L C | 11/16/1949 | Active | 33 | 3 | 0 | 10.00% | 31 | | 2 | N | 4 | N | 05/2025 | | |
| 40754 | MOUNTAIN TOWNSHIP & DISTRICT | 01/27/1982 | Active | 30 | 1 | 1 | 0.00% | 30 | 29 | 0 | Y | | N | 06/2025 | \$617.43 | |
| Exc Award (06/30/2019, 06/30/2022) | | | | | | | | | | | | | | | | |
| 14647 | NAVAN | 12/12/1951 | Active | 18 | 2 | 0 | 12.50% | 20 | | 0 | Y | 2 | R | 11/2025 | \$1,152.41 | |



Club Health Assessment for District A 4 through November 2025

|  | | | Status | Membership | | | | | | Reports | | | | Finance | LCIF | |
|--|-------------------------|--------------|-------------------------------------|-------------------------|-------------------|---------------------|-------------------|-------------------------|---------------------------------------|--------------------------------|--------------------------------|---------------------------------|-------------------|--------------------------------------|-----------------|---------------|
| Club Number | Club Name | Charter Date | Times in Status Quo in Past 2 Years | Current Member Count ** | YTD Members Added | YTD Members Dropped | YTD Net Growth*** | Member Count 1 Year Ago | Dropped Members Avg.Length of Service | Months Since Membership Update | Current Officers Reported **** | Current President Repeated Term | VP Reported ***** | Last Date Reported Service (mm/yyyy) | Account Balance | YTD Donations |
| 14650 | Orléans | 05/04/1970 | Active | 31 | 2 | 0 | 6.90% | 35 | | 0 | Y | | R | 09/2025 | 90+ Days | \$611.02 |
| Exc Award (06/30/2024) | | | | | | | | | | | | | | | | |
| 14651 | OTTAWA VANIER | 05/16/1922 | Active | 14 | 0 | 0 | 0.00% | 14 | | 5 | Y | | N | 10/2025 | | \$1,361.50 |
| Exc Award (06/30/2024) | | | | | | | | | | | | | | | | |
| 50191 | PALMER RAPIDS & AREA | 02/13/1990 | Active | 18 | 1 | 0 | 5.88% | 14 | | 2 | Y | 2 | R | 04/2025 | | \$35.90 |
| 14655 | PEMBROKE-PETAWAWA | 05/28/1951 | Active | 9 | 3 | 1 | 28.57% | 7 | 33 | 0 | Y | 6 | R | 11/2025 | | \$362.20 |
| 14656 | PERTH | 10/19/1953 | Active | 26 | 0 | 1 | -3.70% | 35 | 45 | 0 | Y | | N | 12/2022 | | |
| Exc Award (06/30/2016, 06/30/2017) | | | | | | | | | | | | | | | | |
| 145924 | Perth Tay Lioness | 05/07/2021 | Active | 23 | 5 | 0 | 27.78% | 18 | | 0 | Y | | IP | 09/2025 | | |
| 14673 | PONTIAC | 12/04/1946 | Active | 18 | 4 | 0 | 28.57% | 14 | | 0 | Y | | | | | |
| 39622 | PRESCOTT & DIST | 03/24/1981 | Active | 8 | 0 | 1 | -11.11% | 6 | 39 | 2 | N | None | N | 08/2019 | \$73.22 | |
| 14674 | QUYON | 04/18/1967 | Active | 12 | 0 | 0 | 0.00% | 12 | | 5 | Y | 2 | R | 10/2022 | | |
| 14658 | RENFREW | 09/18/1940 | Active | 7 | 3 | 1 | 40.00% | 7 | 52 | 0 | Y | 2 | | 06/2025 | \$72.30 | |
| 14659 | RICHMOND DISTRICT | 02/17/1964 | Active | 25 | 1 | 1 | 0.00% | 27 | 2 | 0 | Y | 3 | R | 12/2019 | | |
| Exc Award (06/30/2021) | | | | | | | | | | | | | | | | |
| 14660 | RUSSELL | 05/06/1947 | Active | 30 | 0 | 0 | 0.00% | 30 | | 3 | Y | | N | 10/2024 | \$57.66 | |
| Exc Award (06/30/2019, 06/30/2024) | | | | | | | | | | | | | | | | |
| 39356 | SEELEY'S BAY & DISTRICT | 01/30/1981 | Active | 19 | 1 | 0 | 5.56% | 17 | | 1 | Y | | N | 10/2025 | | |
| Exc Award (06/30/2019, 06/30/2021) | | | | | | | | | | | | | | | | |
| 14675 | SHAWVILLE | 10/17/1949 | Active | 30 | 2 | 1 | 3.45% | 27 | 7 | 1 | Y | 2 | R | | | |
| 14662 | SMITHS FALLS | 03/04/1940 | Active | 5 | 0 | 0 | 0.00% | 5 | | 2 | Y | 3 | | 02/2024 | | |
| 14663 | STITTSVILLE DISTRICT | 06/03/1964 | Active | 26 | 0 | 0 | 0.00% | 24 | | 3 | Y | | N | 10/2025 | \$1,425.27 | |
| Exc Award (06/30/2018) | | | | | | | | | | | | | | | | |
| 14664 | VANKLEEK HL&DIST L C | 06/29/1973 | Active | 11 | 0 | 0 | 0.00% | 12 | | 2 | Y | 3 | N | 10/2025 | | |
| Exc Award (06/30/2023, 06/30/2024) | | | | | | | | | | | | | | | | |
| 14625 | WESTPORT | 02/12/1946 | Active | 29 | 0 | 0 | 0.00% | 31 | | 5 | N | | N | 11/2025 | \$724.40 | |
| Exc Award (06/30/2023) | | | | | | | | | | | | | | | | |
| 14665 | WINCHESTER | 03/06/1968 | Active | 31 | 0 | 3 | -8.82% | 30 | 3 | 0 | Y | | N | 11/2025 | | |

Clubs Cancelled Previous Fiscal Year – Clubs Cancelled within last 12 months may be reinstated

| Club Number | Club Name | Charter Date | Current Status* | Cancellation Date |
|-------------|-----------|--------------|-----------------|-------------------|
|-------------|-----------|--------------|-----------------|-------------------|



Club Health Assessment for District A 4 through November 2025

| | | | Status | | Membership | | | | | Reports | | | | Finance | | LCIF | | | |
|---------------------------|---------------------|---------------------------|-------------------------------------|-----------------------------|-------------------------|-------------------|---------------------|-------------------|----------------------------|---------------------------------------|--------------------------------------|----------------------------------|----------------------------------|-------------------------------|--|---------------------------|----------------------------|----------------------------------|--|
| Club Number | Club Name | Charter Date | Times in Status Quo in Past 2 Years | | Current Member Count ** | YTD Members Added | YTD Members Dropped | YTD Net Growth*** | Member Count 1 Year Ago | Dropped Members Avg.Length of Service | Months Since Membership Update | Current Officers Reported **** | Current President Repeated Term | VP Reported ***** | Last Date Reported Service (mm/yyyy) | Account Balance | YTD Donations | | |
| | | | | | | | | | | | | | | | | | | | |
| 56549 | GLOUCESTER NORTH | 02/20/1995 | Cancelled(6*) | | 06/29/2025 | | | | | | | | | | | | | | |
| Current Total Clubs Count | YTD New Clubs Count | YTD Cancelled Clubs Count | YTD Net Club Gain | Current Total Members Count | YTD Add | YTD Drop | YTD Net Growth | YTD Net Growth % | Member Count 12 Months Ago | Average Member Count Per Club | % of Clubs with less than 20 members | % No Officer Report in 12 Months | % of Clubs with balance 90+ days | Number of Clubs in Status Quo | % Status Quo Clubs in Financial Suspension | Number of Cancelled Clubs | Average Cancelled Club Age | Members Lost Due to Cancellation | % of Clubs Cancelled for Non-Financial Reasons |
| 60 | 0 | 0 | 0 | 1,338 | 92 | 53 | 39 | 3.00% | 1,333 | 22 | 43% | 2% | 7% | 0 | 0% | 0 | 0 | 0 | 0% |

* - P - Priority Club. Cancellation Reasons: 1-Objectives/conduct, 2-Non-active club, 5-Non-existing club, 6-Disbanding, 7-Merger, 8-Financial Suspension, 9-District/Multiple District Dues.
** Red denotes below 15 active members.
*** Red denotes 20% + loss.
**** Y - all 3 (President, Secretary, Treasurer) club officers reported, N - not all 3 reported.
***** Abbreviation: N-New, IP-Immediate Past, R-Repeat.



Club Health Assessment for District A 5 through November 2025

| | | | Status | Membership | | | | | | Reports | | | | | Finance | LCIF |
|------------------------------------|---------------------------|--------------|-------------------------------------|-------------------------|-------------------|---------------------|---------------------|-------------------------|---------------------------------------|--------------------------------|--------------------------------|---------------------------------|-------------------|--------------------------------------|-----------------|---------------|
| Club Number | Club Name | Charter Date | Times in Status Quo in Past 2 Years | Current Member Count ** | YTD Members Added | YTD Members Dropped | YTD Net Growth% *** | Member Count 1 Year Ago | Dropped Members Avg.Length of Service | Months Since Membership Update | Current Officers Reported **** | Current President Repeated Term | VP Reported ***** | Last Date Reported Service (mm/yyyy) | Account Balance | YTD Donations |
| Clubs less than two years old | | | | | | | | | | | | | | | | |
| 178985 | St. Charles | 01/06/2025 | Active | 23 | 0 | 1 | -4.17% | 0 | 0 | 4 | Y | 2 | N | 05/2025 | | |
| Clubs more than two years old | | | | | | | | | | | | | | | | |
| 14676 | ARGYLE | 04/28/1952 | Active | 10 | 0 | 4 | -28.57% | 14 | 19 | 1 | Y | 8 | | 05/2025 | | |
| 14677 | AZILDA | 12/21/1971 | Active | 16 | 0 | 3 | -15.79% | 20 | 25 | 0 | Y | | | 06/2025 | | |
| Exc Award (06/30/2018) | | | | | | | | | | | | | | | | |
| 34949 | BONFIELD & DISTRICT L C | 01/25/1978 | Active | 25 | 0 | 2 | -7.41% | 29 | 18 | 0 | Y | | N | 11/2025 | | |
| Exc Award (06/30/2022) | | | | | | | | | | | | | | | | |
| 14679 | BRUCE MINES | 04/01/1970 | Active | 7 | 0 | 0 | 0.00% | 7 | | 9 | Y | 7 | | 08/2023 | | |
| 14681 | CALLANDER | 01/25/1968 | Active | 6 | 1 | 2 | -14.29% | 5 | 17 | 3 | Y | 2 | | 08/2024 | | |
| 14682 | CAPREOL | 04/15/1964 | Active | 16 | 2 | 6 | -20.00% | 22 | 2 | 2 | Y | 2 | N | 06/2025 | | |
| 32889 | CENTRAL MANITOULIN L C | 10/14/1976 | Active | 22 | 0 | 0 | 0.00% | 22 | | 21 | N | 4 | R | 04/2025 | | |
| 38445 | CHARLTON-ENGLEHART | 05/22/1980 | Active | 39 | 3 | 0 | 8.33% | 38 | | 1 | Y | | N | 11/2025 | | |
| Exc Award (06/30/2023) | | | | | | | | | | | | | | | | |
| 151817 | Chelmsford 2023 | 02/22/2023 | Active | 9 | 1 | 4 | -25.00% | 19 | 6 | 1 | Y | 3 | N | 10/2025 | | |
| 88896 | COBALT AND COLEMAN | 08/31/2005 | Status Quo(1) | 7 | 0 | 0 | 0.00% | 7 | | 5 | N | None | | 11/2020 | 90+ Days | |
| 14724 | COCHRANE | 03/27/1962 | Active | 20 | 1 | 0 | 5.26% | 18 | | 2 | Y | | N | 11/2015 | | |
| 14685 | CONISTON | 03/17/1964 | Active | 30 | 0 | 5 | -14.29% | 32 | 7 | 0 | Y | | N | 11/2025 | | |
| Exc Award (06/30/2018, 06/30/2024) | | | | | | | | | | | | | | | | |
| 38801 | DUBREUILVILLE | 07/01/1980 | Status Quo(1) | 9 | 0 | 0 | 0.00% | 9 | | 5 | Y | 10 | | 06/2020 | 90+ Days | |
| 41339 | EARLTON | 05/13/1982 | Active | 17 | 0 | 0 | 0.00% | 20 | | 0 | N | | | 05/2024 | | |
| 14687 | ELLIOT LAKE | 05/13/1957 | Active | 20 | 0 | 0 | 0.00% | 21 | | 5 | Y | | | 06/2023 | | |
| 14688 | ESPANOLA | 12/12/1947 | Active | 55 | 2 | 2 | 0.00% | 52 | 7 | 0 | Y | | N | 06/2025 | | |
| 14690 | FERRIS | 09/22/1955 | Active | 21 | 1 | 0 | 5.00% | 19 | | 1 | Y | 4 | R | 10/2025 | | |
| Exc Award (06/30/2023) | | | | | | | | | | | | | | | | |
| 14691 | GARSON | 05/18/1951 | Active | 25 | 2 | 0 | 8.70% | 21 | | 4 | Y | | N | 10/2025 | 90+ Days | |
| Exc Award (06/30/2024, 06/30/2025) | | | | | | | | | | | | | | | | |
| 41893 | GORE BAY WESTN MANITOULIN | 10/18/1982 | Status Quo(1) | 16 | 0 | 0 | 0.00% | 16 | | 12 | N | None | | 10/2013 | 90+ Days | |
| 45366 | HUDSON | 09/19/1985 | Active | 13 | 1 | 1 | 0.00% | 13 | 11 | 0 | Y | 17 | | 09/2025 | | |



Club Health Assessment for District A 5 through November 2025

| | | | Status | Membership | | | | | | Reports | | | | Finance | LCIF | | | |
|------------------------------------|-----------------------------|--------------|-------------------------------------|-------------------------|-------------------|---------------------|---------------------|-------------------------|---------------------------------------|--------------------------------|--------------------------------|---------------------------------|-------------------|--------------------------------------|-----------------|---------------|----------|------------|
| Club Number | Club Name | Charter Date | Times in Status Quo in Past 2 Years | Current Member Count ** | YTD Members Added | YTD Members Dropped | YTD Net Growth% *** | Member Count 1 Year Ago | Dropped Members Avg.Length of Service | Months Since Membership Update | Current Officers Reported **** | Current President Repeated Term | VP Reported ***** | Last Date Reported Service (mm/yyyy) | Account Balance | YTD Donations | | |
| 14693 | IRON BRIDGE | 02/08/1950 | Active | 17 | 1 | 0 | 6.25% | 20 | | 1 | Y | 2 | R | 11/2025 | 90+ Days | | | |
| Exc Award (06/30/2016) | | | | | | | | | | | | | | | | | | |
| 14721 | IROQUOIS FALLS | 12/03/1951 | Active | 9 | 0 | 1 | -10.00% | 8 | 66 | 0 | Y | 5 | N | 05/2013 | | | | |
| 153701 | Kirkland Lake | 03/07/2023 | Active | 17 | 2 | 3 | -5.56% | 15 | 2 | 1 | Y | | N | 10/2025 | | | | |
| 14732 | LARDER LAKE | 03/30/1951 | Status Quo(1) | 8 | 0 | 0 | 0.00% | 9 | | 9 | Y | 3 | | 01/2017 | | | | |
| 14695 | LITTLE CURRENT | 11/03/1938 | Active | 18 | 0 | 2 | -10.00% | 20 | 2 | 0 | Y | 12 | R | 10/2024 | | | | |
| 14698 | MATTAWA | 05/17/1948 | Active | 19 | 0 | 0 | 0.00% | 24 | | 4 | N | None | | 10/2024 | | | | \$1,134.06 |
| 14700 | MINNOW LAKE | 10/05/1951 | Active | 41 | 1 | 2 | -2.38% | 38 | 9 | 0 | Y | | R | 11/2025 | | | | \$1,619.21 |
| Exc Award (06/30/2025) | | | | | | | | | | | | | | | | | | |
| 14734 | MOOSONEE | 01/19/1966 | Status Quo(1) | 15 | 0 | 0 | 0.00% | 15 | | 22 | N | None | | 12/2019 | | | 90+ Days | |
| 14735 | NEW LISKEARD | 02/16/1945 | Active | 16 | 1 | 4 | -15.79% | 19 | 18 | 2 | N | 3 | | 09/2025 | | | | |
| 43480 | NOELVILLE FRENCH RIVER | 02/22/1984 | Active | 16 | 2 | 0 | 14.29% | 14 | | 0 | Y | | | 09/2025 | | | | |
| 14702 | NORTH BAY | 03/02/1925 | Active | 24 | 0 | 3 | -11.11% | 28 | 9 | 1 | Y | | N | 11/2025 | | | | |
| 14694 | ONAPING FALLS | 05/17/1956 | Active | 56 | 5 | 4 | 1.82% | 50 | 7 | 0 | Y | | R | 11/2025 | | | | |
| Exc Award (06/30/2017, 06/30/2022) | | | | | | | | | | | | | | | | | | |
| 14703 | POWASSAN | 10/17/1938 | Active | 26 | 1 | 2 | -3.70% | 27 | 4 | 0 | Y | 2 | | 09/2022 | | | | |
| 78674 | PROVIDENCE BAY & SPRING BAY | 04/05/2004 | Active | 15 | 2 | 1 | 7.14% | 15 | 3 | 0 | Y | | N | 12/2024 | | \$1,575.83 | | |
| 43872 | RESTOULE & DIST | 05/11/1984 | Active | 37 | 3 | 1 | 5.71% | 33 | 19 | 0 | Y | | | 11/2025 | | | | |
| 14706 | SAULT STE MARIE | 08/31/1936 | Active | 29 | 1 | 1 | 0.00% | 30 | 45 | 1 | Y | | N | 07/2025 | | | | |
| Exc Award (06/30/2022) | | | | | | | | | | | | | | | | | | |
| 14737 | SCHUMACHER | 02/03/1935 | Active | 51 | 10 | 7 | 6.25% | 50 | 2 | 0 | Y | | N | 02/2025 | | | | |
| Exc Award (06/30/2024) | | | | | | | | | | | | | | | | | | |
| 36805 | SOUTHEAST MANITOULIN L C | 03/29/1979 | Active | 8 | 0 | 0 | 0.00% | 11 | | 6 | Y | 10 | N | 07/2019 | | | | |
| 14705 | ST JOSEPH ISLAND L C | 06/26/1972 | Active | 34 | 0 | 0 | 0.00% | 42 | | 5 | Y | 2 | N | 10/2025 | | | | |
| 14711 | SUDBURY | 09/29/1924 | Active | 25 | 0 | 6 | -19.35% | 31 | 14 | 0 | Y | | N | 04/2025 | | \$357.73 | | |
| 14740 | TEMAGAMI | 02/17/1954 | Active | 16 | 0 | 0 | 0.00% | 12 | | 7 | Y | | | 07/2019 | | | | |
| 34273 | TEMISCAMING & DIST L C | 06/30/1977 | Active | 18 | 0 | 0 | 0.00% | 16 | | 3 | Y | 12 | R | 10/2024 | | | | |
| 82432 | TEMISKAMING SHORES LIONESS | 05/24/2004 | Active | 22 | 3 | 1 | 10.00% | 20 | 2 | 0 | Y | | N | 11/2025 | | | | |
| 66390 | THE SUDBURY TEACHERS | 06/27/2002 | Active | 16 | 0 | 0 | 0.00% | 15 | | 5 | Y | 8 | | 05/2025 | | | | |



Club Health Assessment for District A 5 through November 2025

| | | | | Status | | Membership | | | | | Reports | | | | | Finance | | LCIF | |
|--|---------------------|---------------------------|-------------------|-------------------------------------|-------------------------|-------------------|---------------------|----------------------------|-------------------------------|---------------------------------------|----------------------------------|----------------------------------|---------------------------------|--|--------------------------------------|----------------------------|----------------------------------|--|----|
| Club Number | Club Name | Charter Date | | Times in Status Quo in Past 2 Years | Current Member Count ** | YTD Members Added | YTD Members Dropped | YTD Net Growth% *** | Member Count 1 Year Ago | Dropped Members Avg.Length of Service | Months Since Membership Update | Current Officers Reported **** | Current President Repeated Term | VP Reported ***** | Last Date Reported Service (mm/yyyy) | Account Balance | YTD Donations | | |
| 14713 | THESSALON | 09/13/1946 | | Active | 12 | 0 | 3 | -20.00% | 13 | 2 | 1 | Y | 2 | | 08/2025 | | | | |
| 14714 | TROUT CREEK | 11/24/1966 | | Active | 22 | 4 | 0 | 22.22% | 19 | | 1 | Y | | | 02/2023 | | | | |
| 14715 | VALLEY EAST L C | 02/19/1967 | | Active | 38 | 3 | 1 | 5.56% | 33 | 0 | 0 | Y | | N | 10/2025 | | | | |
| Exc Award (06/30/2023, 06/30/2024, 06/30/2025) | | | | | | | | | | | | | | | | | | | |
| 14716 | WALDEN L C | 02/09/1972 | | Active | 10 | 1 | 0 | 11.11% | 9 | | 0 | Y | 2 | | 11/2025 | | | | |
| 37806 | WARREN & DIST | 12/10/1979 | | Active | 14 | 1 | 1 | 0.00% | 14 | 0 | 3 | Y | 3 | | 09/2023 | | | | |
| Exc Award (06/30/2017) | | | | | | | | | | | | | | | | | | | |
| 14717 | WAWA | 12/13/1940 | | Status Quo(1) | 4 | 0 | 0 | 0.00% | 5 | | 6 | N | None | | | 90+ Days | | | |
| 14718 | WHITEFISH DISTRICT | 12/01/1967 | | Active | 15 | 0 | 0 | 0.00% | 16 | | 3 | Y | 2 | N | 04/2025 | | | | |
| 14719 | WIDDIFIELD | 11/17/1955 | | Active | 13 | 3 | 0 | 30.00% | 8 | | 2 | Y | 4 | R | 01/2025 | | | | |
| Current Total Clubs Count | YTD New Clubs Count | YTD Cancelled Clubs Count | YTD Net Club Gain | Current Total Members Count | YTD Add | YTD Drop | YTD Net Growth % | Member Count 12 Months Ago | Average Member Count Per Club | % of Clubs with less than 20 members | % No Officer Report in 12 Months | % of Clubs with balance 90+ days | Number of Clubs in Status Quo | % Status Quo Clubs in Financial Suspension | Number of Cancelled Clubs | Average Cancelled Club Age | Members Lost Due to Cancellation | % of Clubs Cancelled for Non-Financial Reasons | |
| 53 | 0 | 0 | 0 | 1,087 | 58 | 73 | -15 | -1.36% | 1,083 | 21 | 58% | 8% | 13% | 6 | 100% | 0 | 0 | 0 | 0% |

* - P - Priority Club. Cancellation Reasons: 1-Objectives/conduct, 2-Non-active club, 5-Non-existing club, 6-Disbanding, 7-Merger, 8-Financial Suspension, 9-District/Multiple District Dues.

** Red denotes below 15 active members.

*** Red denotes 20% + loss.

**** Y - all 3 (President, Secretary, Treasurer) club officers reported, N - not all 3 reported.

***** Abbreviation: N-New, IP-Immediate Past, R-Repeat.



Club Health Assessment for District A 711 through November 2025

| | | | Status | Membership | | | | | Reports | | | | Finance | | LCIF | |
|------------------------------------|-----------------------------|--------------|-------------------------------------|-------------------------|-------------------|---------------------|---------------------|-------------------------|---------------------------------------|--------------------------------|--------------------------------|---------------------------------|-------------------|--------------------------------------|-----------------|---------------|
| Club Number | Club Name | Charter Date | Times in Status Quo in Past 2 Years | Current Member Count ** | YTD Members Added | YTD Members Dropped | YTD Net Growth% *** | Member Count 1 Year Ago | Dropped Members Avg.Length of Service | Months Since Membership Update | Current Officers Reported **** | Current President Repeated Term | VP Reported ***** | Last Date Reported Service (mm/yyyy) | Account Balance | YTD Donations |
| Clubs less than two years old | | | | | | | | | | | | | | | | |
| 182563 | GTA Provision Entrepreneurs | 06/18/2025 | Active | 20 | 0 | 0 | 0.00% | 0 | | 2 | Y | 2 | N | | 90+ Days | |
| 185280 | Mississauga Canada Nepal | 07/09/2025 | Active | 28 | 28 | 0 | 100.00% | 0 | | 2 | Y | | N | 09/2025 | | |
| 187747 | Scarborough | 07/24/2025 | Active | 23 | 23 | 0 | 100.00% | 0 | | 1 | Y | | N | 11/2025 | 90+ Days | |
| 182063 | Stipley | 05/29/2025 | Active | 16 | 1 | 0 | 6.67% | 0 | | 2 | Y | | | 11/2025 | | \$50.00 |
| 180059 | Toronto Latino | 01/20/2025 | Active(1) | 20 | 9 | 0 | 81.82% | 0 | | 4 | Y | 2 | R | 07/2025 | | |
| 182067 | Toronto Supreme | 05/15/2025 | Active | 29 | 8 | 1 | 31.82% | 0 | 0 | 1 | Y | 2 | | | 90+ Days | |
| 187219 | Toronto Unity | 07/21/2025 | Active | 21 | 24 | 3 | 100.00% | 0 | 4 | 1 | Y | | N | 07/2025 | 90+ Days | |
| Clubs more than two years old | | | | | | | | | | | | | | | | |
| 14755 | AGINCOURT | 10/26/1944 | Active | 10 | 0 | 0 | 0.00% | 10 | | 18 | Y | 3 | | 12/2024 | 90+ Days | \$72.16 |
| 14918 | ANCASTER | 11/27/1945 | Active | 13 | 0 | 2 | -13.33% | 13 | 6 | 1 | Y | | | 12/2022 | | |
| 14919 | BLACKHEATH BINBROOK | 02/11/1953 | Active | 19 | 0 | 0 | 0.00% | 18 | | 3 | Y | 2 | | 11/2025 | | \$715.46 |
| 14921 | BRAMPTON BRAMALEA | 08/04/1962 | Active | 12 | 0 | 0 | 0.00% | 14 | | 0 | Y | 2 | R | 11/2025 | 90+ Days | \$3,757.71 |
| 133935 | Brampton Himalayas | 02/28/2018 | Active | 9 | 0 | 0 | 0.00% | 9 | | 15 | Y | 2 | R | 04/2019 | | |
| 96792 | BRAMPTON VILLAGE | 03/29/2006 | Active | 21 | 0 | 0 | 0.00% | 22 | | 2 | Y | 2 | N | 11/2025 | | |
| Exc Award (06/30/2024) | | | | | | | | | | | | | | | | |
| 14925 | BURLINGTON | 04/27/1925 | Active | 46 | 5 | 2 | 6.98% | 44 | 16 | 0 | Y | 2 | N | 10/2025 | | \$4,393.15 |
| Exc Award (06/30/2016, 06/30/2018) | | | | | | | | | | | | | | | | |
| 14917 | BURLINGTON ALDERSHOT | 03/12/1956 | Active | 14 | 2 | 2 | 0.00% | 17 | 13 | 1 | N | None | | 11/2025 | | |
| Exc Award (06/30/2022) | | | | | | | | | | | | | | | | |
| 14926 | CALEDON | 05/03/1971 | Active | 10 | 0 | 0 | 0.00% | 6 | | 7 | Y | 8 | | 04/2025 | | |
| 14928 | CHINGUACOUSY L C | 07/16/1971 | Active | 16 | 0 | 0 | 0.00% | 16 | | 18 | Y | 4 | | 09/2017 | | |
| 14933 | ERIN DISTRICT L C | 01/23/1951 | Status Quo(1) | 8 | 0 | 1 | -11.11% | 9 | 8 | 4 | Y | | N | 05/2025 | 90+ Days | |
| 154473 | Etobicoke Alpha | 05/26/2023 | Active | 34 | 6 | 0 | 21.43% | 33 | | 0 | Y | | N | 11/2025 | 90+ Days | |
| 14760 | FOREST HILL | 11/26/1952 | Active(2) | 15 | 0 | 2 | -11.76% | 17 | 53 | 3 | Y | 5 | | 05/2025 | | |
| 14935 | GEORGETOWN | 02/06/1931 | Active | 24 | 3 | 0 | 14.29% | 23 | | 0 | Y | | N | 08/2025 | | |
| 154755 | GTA Legacy | 06/12/2023 | Active | 32 | 7 | 8 | -3.03% | 31 | 2 | 0 | Y | 4 | N | 11/2025 | | \$60.00 |
| Exc Award (06/30/2025) | | | | | | | | | | | | | | | | |



Club Health Assessment for District A 711 through November 2025

| | | | Status | Membership | | | | | | Reports | | | | Finance | LCIF | |
|-------------|--|--------------|-------------------------------------|-------------------------|-------------------|---------------------|---------------------|-------------------------|---------------------------------------|--------------------------------|--------------------------------|---------------------------------|-------------------|--------------------------------------|-----------------|---------------|
| Club Number | Club Name | Charter Date | Times in Status Quo in Past 2 Years | Current Member Count ** | YTD Members Added | YTD Members Dropped | YTD Net Growth% *** | Member Count 1 Year Ago | Dropped Members Avg.Length of Service | Months Since Membership Update | Current Officers Reported **** | Current President Repeated Term | VP Reported ***** | Last Date Reported Service (mm/yyyy) | Account Balance | YTD Donations |
| 143480 | GTA PHOENIX | 11/03/2020 | Active | 11 | 1 | 1 | 0.00% | 11 | 3 | 4 | Y | | N | 11/2025 | | \$3.59 |
| | Exc Award (06/30/2021, 06/30/2024) | | | | | | | | | | | | | | | |
| 106909 | HALTON K9 | 12/16/2009 | Active | 13 | 2 | 0 | 18.18% | 11 | | 2 | Y | | IP | 05/2025 | | |
| 14936 | HAMILTON CENTRAL | 07/19/1920 | Active | 5 | 0 | 0 | 0.00% | 5 | | 1 | Y | 7 | | 05/2025 | | |
| 40621 | HUTTONVILLE | 12/21/1981 | Active | 11 | 0 | 0 | 0.00% | 11 | | 6 | Y | | R | 10/2025 | | \$416.42 |
| | Exc Award (06/30/2016, 06/30/2022, 06/30/2023) | | | | | | | | | | | | | | | |
| 14763 | LAKESHORE | 07/23/1931 | Active(1) | 3 | 0 | 0 | 0.00% | 3 | | 5 | Y | 2 | | 04/2025 | | |
| 14764 | LEASIDE | 01/23/1939 | Active(2) | 2 | 0 | 0 | 0.00% | 4 | | 9 | Y | 3 | | 04/2025 | | |
| 148331 | Malton One Destiny | 09/28/2021 | Active | 9 | 0 | 0 | 0.00% | 7 | | 4 | Y | | | 11/2025 | | |
| | Exc Award (06/30/2025) | | | | | | | | | | | | | | | |
| 93226 | MALVERN ONYX | 12/23/2005 | Active | 28 | 1 | 0 | 3.70% | 24 | | 0 | Y | 2 | N | 11/2025 | | \$278.64 |
| | Exc Award (06/30/2023, 06/30/2025) | | | | | | | | | | | | | | | |
| 29476 | MISSISSAUGA CENTRAL | 06/27/1974 | Active | 15 | 2 | 0 | 15.38% | 17 | | 1 | Y | | N | 10/2025 | | \$2,449.10 |
| 43151 | MISSISSAUGA COOKSVILLE | 11/15/1983 | Active | 36 | 0 | 2 | -5.26% | 39 | 26 | 0 | Y | | N | 11/2025 | | \$79.48 |
| | Exc Award (06/30/2016) | | | | | | | | | | | | | | | |
| 58862 | MISSISSAUGA ERIN MILLS | 11/18/1996 | Active(1) | 15 | 0 | 0 | 0.00% | 22 | | 5 | N | None | | 12/2021 | 90+ Days | |
| 121344 | MISSISSAUGA MONARCH | 02/10/2014 | Active | 11 | 1 | 0 | 10.00% | 13 | | 3 | Y | 6 | N | 07/2025 | | |
| | Exc Award (06/30/2022) | | | | | | | | | | | | | | | |
| 14985 | NOBLETON | 01/10/1962 | Active | 21 | 0 | 0 | 0.00% | 21 | | 5 | Y | 2 | R | 09/2025 | | |
| | Exc Award (06/30/2021) | | | | | | | | | | | | | | | |
| 14944 | OAKVILLE | 11/08/1935 | Active | 40 | 0 | 1 | -2.44% | 44 | 2 | 1 | Y | | N | 11/2025 | | \$2,003.30 |
| | Exc Award (06/30/2016, 06/30/2018, 06/30/2023) | | | | | | | | | | | | | | | |
| 37932 | OAKVILLE TRAFALGAR L C | 01/07/1980 | Active | 5 | 0 | 0 | 0.00% | 5 | | 7 | Y | 12 | | 05/2025 | | \$35.77 |
| 143643 | Scarborough JamRockZ6 | 11/18/2020 | Status Quo(3) | 18 | 0 | 0 | 0.00% | 23 | | 7 | Y | 6 | R | 10/2025 | 90+ Days | |
| 14948 | STONE CREEK | 01/24/1961 | Active | 7 | 0 | 0 | 0.00% | 6 | | 8 | Y | 2 | N | 11/2025 | | |
| 14951 | STREETSVILLE | 01/24/1952 | Active | 20 | 0 | 1 | -4.76% | 20 | 10 | 2 | Y | 2 | R | 10/2025 | | \$357.73 |
| 14773 | THISTLETOWN | 02/24/1965 | Active | 25 | 1 | 1 | 0.00% | 24 | 0 | 1 | Y | 2 | R | 07/2025 | | \$1,071.01 |
| | Exc Award (06/30/2018, 06/30/2023) | | | | | | | | | | | | | | | |
| 143460 | Toronto Achievers | 11/02/2020 | Active | 41 | 4 | 1 | 7.89% | 38 | 1 | 2 | Y | | N | 11/2025 | | |
| | Exc Award (06/30/2021, 06/30/2022, 06/30/2023, 06/30/2024, 06/30/2025) | | | | | | | | | | | | | | | |



Club Health Assessment for District A 711 through November 2025

| | | | Status | Membership | | | | | | Reports | | | | Finance | LCIF | |
|--|------------------------------|--------------|-------------------------------------|-------------------------|-------------------|---------------------|-------------------|-------------------------|---------------------------------------|--------------------------------|--------------------------------|---------------------------------|-------------------|--------------------------------------|-----------------|---------------|
| Club Number | Club Name | Charter Date | Times in Status Quo in Past 2 Years | Current Member Count ** | YTD Members Added | YTD Members Dropped | YTD Net Growth*** | Member Count 1 Year Ago | Dropped Members Avg.Length of Service | Months Since Membership Update | Current Officers Reported **** | Current President Repeated Term | VP Reported ***** | Last Date Reported Service (mm/yyyy) | Account Balance | YTD Donations |
| 14776 | TORONTO BATHURST | 08/15/1972 | Active(1) | 13 | 0 | 0 | 0.00% | 13 | | 5 | Y | | IP | 09/2025 | | |
| 155723 | Toronto Bayanihan | 08/17/2023 | Active(1) | 19 | 0 | 0 | 0.00% | 20 | | 4 | Y | | N | 06/2025 | | \$208.28 |
| 14777 | TORONTO BEACHES | 01/18/1935 | Active | 34 | 6 | 5 | 3.03% | 33 | 5 | 0 | Y | | N | 11/2025 | | \$1,357.73 |
| 148568 | Toronto Bona | 10/08/2021 | Active(2) | 22 | 0 | 0 | 0.00% | 22 | | 30 | Y | 4 | | 08/2024 | | |
| 30104 | TORONTO CATHAY | 01/16/1975 | Active | 34 | 27 | 6 | 161.54% | 15 | 19 | 1 | Y | 2 | | 04/2025 | | |
| 129886 | Toronto Centennial | 01/24/2017 | Active(1) | 3 | 0 | 2 | -40.00% | 28 | 9 | 0 | N | 2 | | 04/2025 | 90+ Days | |
| Exc Award (06/30/2022, 06/30/2023) | | | | | | | | | | | | | | | | |
| 14779 | TORONTO CENTRAL | 05/18/1920 | Active | 11 | 1 | 1 | 0.00% | 10 | 1 | 0 | Y | | N | 11/2025 | | |
| 126925 | Toronto Central Bangladesh | 03/01/2016 | Status Quo(4) | 5 | 0 | 0 | 0.00% | 5 | | 6 | Y | 6 | | 08/2018 | 90+ Days | |
| 39536 | TORONTO CERVANTES | 03/11/1981 | Active | 8 | 1 | 0 | 14.29% | 7 | | 1 | Y | 3 | | 10/2020 | | |
| 151848 | Toronto Distinction | 07/01/2022 | Active | 11 | 2 | 0 | 22.22% | 18 | | 3 | Y | 4 | N | 10/2024 | 90+ Days | |
| 49104 | TORONTO DOCTORS | 12/19/1988 | Active | 42 | 3 | 0 | 7.69% | 37 | | 1 | Y | 3 | N | 11/2025 | 90+ Days | \$143.99 |
| Exc Award (06/30/2023, 06/30/2025) | | | | | | | | | | | | | | | | |
| 124249 | Toronto East | 02/25/2015 | Active | 10 | 1 | 0 | 11.11% | 9 | | 1 | Y | 2 | | 05/2025 | | |
| 54825 | TORONTO ELEGANT | 08/16/1993 | Active(1) | 22 | 2 | 0 | 10.00% | 21 | | 4 | Y | 2 | R | 05/2025 | 90+ Days | \$143.61 |
| 148978 | Toronto Evergreen | 11/17/2021 | Active(2) | 31 | 1 | 0 | 3.33% | 36 | | 2 | N | | | 06/2025 | | |
| 136403 | Toronto Global Doctors | 09/10/2018 | Status Quo(4) | 4 | 0 | 0 | 0.00% | 4 | | 41 | Y | 5 | | 07/2020 | 90+ Days | |
| 134799 | Toronto Green Capes | 06/07/2018 | Active | 21 | 1 | 0 | 5.00% | 23 | | 4 | Y | 4 | R | 06/2025 | | |
| 133227 | Toronto Harmony | 11/30/2017 | Active | 26 | 8 | 0 | 44.44% | 15 | | 1 | Y | 8 | | | | |
| 134617 | Toronto High Park Centennial | 06/14/2018 | Active | 7 | 0 | 2 | -22.22% | 9 | 1 | 0 | Y | 2 | N | 11/2025 | | |
| 46639 | TORONTO HONG KONG | 11/03/1986 | Active | 29 | 0 | 0 | 0.00% | 28 | | 8 | Y | | N | 05/2025 | | |
| 52542 | TORONTO HUMMINGBIRD | 02/20/1992 | Active | 11 | 0 | 0 | 0.00% | 11 | | 36 | N | None | | 05/2012 | 90+ Days | |
| 153780 | Toronto Infini | 02/23/2023 | Active | 36 | 1 | 0 | 2.86% | 26 | | 1 | Y | | R | 11/2025 | | |
| Exc Award (06/30/2023) | | | | | | | | | | | | | | | | |
| 52226 | TORONTO KAITEUR | 12/09/1991 | Active | 27 | 1 | 1 | 0.00% | 27 | 7 | 1 | N | None | R | 10/2025 | | \$327.14 |
| Exc Award (06/30/2016, 06/30/2017, 06/30/2018, 06/30/2022) | | | | | | | | | | | | | | | | |
| 131388 | Toronto Kapuso | 06/21/2017 | Active | 43 | 4 | 12 | -15.69% | 52 | 3 | 0 | Y | 2 | N | 10/2025 | | |
| Exc Award (06/30/2023, 06/30/2024) | | | | | | | | | | | | | | | | |
| 52092 | TORONTO MABUHAY | 10/22/1991 | Active | 31 | 0 | 0 | 0.00% | 36 | | 3 | Y | | N | 07/2025 | | \$2,196.57 |



Club Health Assessment for District A 711 through November 2025


| | | | Status | Membership | | | | | | Reports | | | | Finance | LCIF | |
|--|--------------------------|--------------|-------------------------------------|-------------------------|-------------------|---------------------|---------------------|-------------------------|---------------------------------------|--------------------------------|--------------------------------|---------------------------------|-------------------|--------------------------------------|-----------------|---------------|
| Club Number | Club Name | Charter Date | Times in Status Quo in Past 2 Years | Current Member Count ** | YTD Members Added | YTD Members Dropped | YTD Net Growth% *** | Member Count 1 Year Ago | Dropped Members Avg.Length of Service | Months Since Membership Update | Current Officers Reported **** | Current President Repeated Term | VP Reported ***** | Last Date Reported Service (mm/yyyy) | Account Balance | YTD Donations |
| Exc Award (06/30/2018, 06/30/2020, 06/30/2024) | | | Cancelled(8*) | 0 | 0 | 12 | -100.00% | 8 | 1 | 0 | N | None | | 08/2022 | 90+ Days | |
| 151849 | Toronto Mahal Kita | 07/01/2022 | | | | | | | | | | | | | | |
| 121332 | Toronto Maharlika | 02/18/2014 | Active | 24 | 0 | 0 | 0.00% | 31 | | 6 | Y | 6 | R | 02/2025 | | \$217.45 |
| Exc Award (06/30/2018, 06/30/2019) | | | Active | 47 | 2 | 4 | -4.08% | 46 | 13 | 0 | Y | 3 | R | 04/2025 | | |
| 105282 | TORONTO NETRALYA | 04/21/2009 | | | | | | | | | | | | | | |
| Exc Award (06/30/2016, 06/30/2025) | | | Active | 69 | 3 | 0 | 4.55% | 68 | | 3 | Y | | N | 08/2025 | | \$639.31 |
| 154089 | Toronto Nigerian | 04/10/2023 | | | | | | | | | | | | | | |
| Exc Award (06/30/2024, 06/30/2025) | | | Active | 35 | 7 | 14 | -16.67% | 41 | 1 | 4 | Y | | N | 04/2025 | | |
| 148504 | Toronto Pillar of Hope | 10/06/2021 | | | | | | | | | | | | | | |
| Exc Award (06/30/2023) | | | Active | 11 | 7 | 0 | 175.00% | 6 | | 0 | Y | 2 | N | 11/2025 | | |
| 146141 | Toronto Sinagtala | 06/08/2021 | | | | | | | | | | | | | | |
| 14790 | TORONTO SUOMI FINLANDIA | 05/25/1971 | Active(1) | 29 | 0 | 0 | 0.00% | 28 | | 5 | N | 2 | R | 05/2025 | | |
| 109497 | TORONTO TRILLIUM | 10/12/2010 | Active(4) | 3 | 0 | 13 | -81.25% | 16 | 13 | 3 | Y | 2 | | 01/2022 | | |
| Exc Award (06/30/2019) | | | Active | 3 | 0 | 0 | 0.00% | 4 | | 6 | Y | 2 | | | | |
| 153904 | Toronto Wellness | 03/13/2023 | | | | | | | | | | | | | | |
| 14791 | WEST HILL HIGHLAND CREEK | 09/22/1944 | Active | 13 | 2 | 4 | -13.33% | 13 | 10 | 1 | Y | | N | 05/2025 | | \$90.37 |
| Exc Award (06/30/2025) | | | Active | 16 | 0 | 2 | -11.11% | 20 | 11 | 1 | Y | | N | 07/2025 | | \$359.03 |
| 14792 | WESTON | 02/18/1941 | | | | | | | | | | | | | | |
| Exc Award (06/30/2016, 06/30/2017) | | | Active | 5 | 0 | 0 | 0.00% | 5 | | 7 | Y | 2 | R | 10/2024 | | |
| 14793 | WISHING WELL | 09/25/1958 | | | | | | | | | | | | | | |
| Exc Award (06/30/2023) | | | Active | 8 | 0 | 0 | 0.00% | 8 | | 12 | Y | | | 08/2024 | | |
| 14761 | WOODBIDGE | 03/23/1954 | | | | | | | | | | | | | | |
| 14794 | YORK | 08/07/1935 | Active(1) | 10 | 0 | 0 | 0.00% | 10 | | 5 | Y | 6 | | 05/2025 | | |

Clubs Cancelled Previous Fiscal Year – Clubs Cancelled within last 12 months may be reinstated

| Club Number | Club Name | Charter Date | Current Status* | Cancellation Date |
|-------------|-----------------------|--------------|-----------------|-------------------|
| 14940 | MILTON | 02/11/1963 | Cancelled(8*) | 12/30/2024 |
| 115383 | RYERSON CAMPUS | 10/31/2011 | Cancelled(8*) | 12/30/2024 |
| 100528 | TORONTO GLOBAL TELUGU | 11/12/2007 | Cancelled(8*) | 12/30/2024 |
| 89532 | TORONTO PARAGON | 10/31/2005 | Cancelled(8*) | 12/30/2024 |



Club Health Assessment for District A 711 through November 2025

| <div>Club NumberClub NameCharter Date</div> | | | | | | Status | | Membership | | | | | Reports | | | | Finance | | LCIF |
|---|---------------------|---------------------------|-------------------|-----------------------------|---------|-------------------------------------|-------------------------|----------------------------|-------------------------------|--------------------------------------|----------------------------------|---------------------------------------|--------------------------------|--|---------------------------------|----------------------------|--------------------------------------|--|---------------|
| | | | | | | Times in Status Quo in Past 2 Years | Current Member Count ** | YTD Members Added | YTD Members Dropped | YTD Net Growth*** | Member Count 1 Year Ago | Dropped Members Avg.Length of Service | Months Since Membership Update | Current Officers Reported **** | Current President Repeated Term | VP Reported ***** | Last Date Reported Service (mm/yyyy) | Account Balance | YTD Donations |
| Current Total Clubs Count | YTD New Clubs Count | YTD Cancelled Clubs Count | YTD Net Club Gain | Current Total Members Count | YTD Add | YTD Drop | YTD Net Growth | Member Count 12 Months Ago | Average Member Count Per Club | % of Clubs with less than 20 members | % No Officer Report in 12 Months | % of Clubs with balance 90+ days | Number of Clubs in Status Quo | % Status Quo Clubs in Financial Suspension | Number of Cancelled Clubs | Average Cancelled Club Age | Members Lost Due to Cancellation | % of Clubs Cancelled for Non-Financial Reasons | |
| 79 | 3 | 1 | 2 | 1,549 | 208 | 106 | 102 | 7.05% | 1,439 | 20 | 54% | 1% | 22% | 4 | 100% | 1 | 115 | 12 | -400% |

* - P - Priority Club. Cancellation Reasons: 1-Objectives/conduct, 2-Non-active club, 5-Non-existing club, 6-Disbanding, 7-Merger, 8-Financial Suspension, 9-District/Multiple District Dues.

** Red denotes below 15 active members.

*** Red denotes 20% + loss.

**** Y - all 3 (President, Secretary, Treasurer) club officers reported, N - not all 3 reported.

***** Abbreviation: N-New, IP-Immediate Past, R-Repeat.



Club Health Assessment for District A 9 through November 2025

| | | | Status | Membership | | | | | Reports | | | | Finance | | LCIF | |
|--|---|--------------|-------------------------------------|-------------------------|-------------------|---------------------|---------------------|-------------------------|---------------------------------------|--------------------------------|--------------------------------|---------------------------------|-------------------|--------------------------------------|-----------------|---------------|
| Club Number | Club Name | Charter Date | Times in Status Quo in Past 2 Years | Current Member Count ** | YTD Members Added | YTD Members Dropped | YTD Net Growth% *** | Member Count 1 Year Ago | Dropped Members Avg.Length of Service | Months Since Membership Update | Current Officers Reported **** | Current President Repeated Term | VP Reported ***** | Last Date Reported Service (mm/yyyy) | Account Balance | YTD Donations |
| Clubs less than two years old | | | | | | | | | | | | | | | | |
| 171470 | Ayton | 06/04/2024 | Active | 35 | 3 | 0 | 9.38% | 32 | | 1 | N | | N | 09/2025 | | |
| Clubs more than two years old | | | | | | | | | | | | | | | | |
| 14830 | ARTHUR | 11/14/1939 | Active | 25 | 0 | 0 | 0.00% | 19 | | 8 | Y | | N | 05/2025 | | |
| Exc Award (06/30/2024, 06/30/2025) | | | | | | | | | | | | | | | | |
| 33843 | AUBURN & DISTRICT L C | 05/18/1977 | Active | 30 | 0 | 1 | -3.23% | 31 | 48 | 2 | Y | | N | 06/2025 | | \$1,134.90 |
| 14833 | BLYTH | 03/27/1945 | Active | 38 | 1 | 0 | 2.70% | 40 | | 1 | Y | | N | 10/2025 | | \$197.81 |
| Exc Award (06/30/2018, 06/30/2022, 06/30/2023) | | | | | | | | | | | | | | | | |
| 14835 | BRUSSELS | 03/13/1946 | Active | 46 | 2 | 3 | -2.13% | 43 | 4 | 2 | Y | | N | 10/2025 | | \$217.35 |
| Exc Award (06/30/2018, 06/30/2023, 06/30/2024) | | | | | | | | | | | | | | | | |
| 30673 | CENTRE GREY | 04/30/1975 | Active | 10 | 0 | 0 | 0.00% | 10 | | 31 | Y | 24 | | 04/2025 | | |
| 37115 | CHEPSTOW & DISTRICT L C | 05/24/1979 | Active | 71 | 2 | 0 | 2.90% | 62 | | 4 | Y | | N | 06/2025 | 90+ Days | |
| Exc Award (06/30/2016, 06/30/2019, 06/30/2022, 06/30/2023) | | | | | | | | | | | | | | | | |
| 30047 | DUBLIN & DISTRICT L C | 12/27/1974 | Active | 22 | 2 | 3 | -4.35% | 23 | 30 | 0 | Y | | N | 10/2025 | | \$556.84 |
| Exc Award (06/30/2023) | | | | | | | | | | | | | | | | |
| 14838 | DUNDALK & DISTRICT L C | 06/14/1973 | Active(1) | 8 | 1 | 0 | 14.29% | 7 | | 1 | N | | | 02/2024 | | |
| 28185 | FERNDAL LIONS HEAD & DISTRICT | 03/26/1974 | Active | 18 | 1 | 2 | -5.26% | 23 | 3 | 2 | Y | | | 10/2025 | | |
| Exc Award (06/30/2022) | | | | | | | | | | | | | | | | |
| 33681 | FORMOSA DISTRICT L C | 04/05/1977 | Active | 43 | 0 | 1 | -2.27% | 44 | 13 | 0 | Y | 2 | N | 11/2025 | | \$54.91 |
| Exc Award (06/30/2023) | | | | | | | | | | | | | | | | |
| 14843 | GODERICH | 08/07/1922 | Active | 76 | 4 | 0 | 5.56% | 75 | | 1 | Y | | N | 11/2025 | | |
| Exc Award (06/30/2022, 06/30/2023) | | | | | | | | | | | | | | | | |
| 14844 | GRAND VALLEY | 11/07/1950 | Active | 20 | 1 | 0 | 5.26% | 21 | | 1 | Y | | N | 10/2025 | | |
| Exc Award (06/30/2023) | | | | | | | | | | | | | | | | |
| 103791 | HANOVER | 10/09/2008 | Active | 21 | 0 | 1 | -4.55% | 21 | 9 | 3 | Y | 2 | R | 12/2024 | | \$36.61 |
| Exc Award (06/30/2016, 06/30/2018) | | | | | | | | | | | | | | | | |
| 41019 | HOLLAND CENTRE/ WILLIAMSFORD & DISTRICT | 03/30/1982 | Active | 13 | 0 | 1 | -7.14% | 14 | 39 | 2 | Y | 16 | N | 11/2024 | | |
| 38905 | KEMBLE & DISTRICT L C | 09/29/1980 | Active | 13 | 0 | 0 | 0.00% | 13 | | 6 | Y | 8 | R | 11/2025 | | |




Club Health Assessment for District A 9 through November 2025

| | | | Status | Membership | | | | | Reports | | | | | Finance | LCIF | |
|-------------|--|--------------|-------------------------------------|-------------------------|-------------------|---------------------|---------------------|-------------------------|---------------------------------------|--------------------------------|--------------------------------|---------------------------------|-------------------|--------------------------------------|-----------------|---------------|
| Club Number | Club Name | Charter Date | Times in Status Quo in Past 2 Years | Current Member Count ** | YTD Members Added | YTD Members Dropped | YTD Net Growth% *** | Member Count 1 Year Ago | Dropped Members Avg.Length of Service | Months Since Membership Update | Current Officers Reported **** | Current President Repeated Term | VP Reported ***** | Last Date Reported Service (mm/yyyy) | Account Balance | YTD Donations |
| 29211 | KINCARDINE | 04/17/1974 | Active | 80 | 8 | 0 | 11.11% | 69 | | 0 | Y | | N | 11/2025 | | \$36.61 |
| | Exc Award (06/30/2018, 06/30/2019, 06/30/2022, 06/30/2023) | | | | | | | | | | | | | | | |
| 33937 | LONDESBORO | 05/31/1977 | Active | 35 | 5 | 0 | 16.67% | 32 | | 0 | Y | | N | 11/2025 | | \$18.30 |
| | Exc Award (06/30/2018, 06/30/2022, 06/30/2023, 06/30/2024) | | | | | | | | | | | | | | | |
| 14852 | LUCKNOW | 11/27/1956 | Active | 15 | 1 | 1 | 0.00% | 15 | 20 | 0 | Y | | | 11/2025 | | |
| 32800 | MILDMAY & DISTRICT L C | 10/05/1976 | Active | 11 | 2 | 1 | 10.00% | 10 | 19 | 0 | Y | | N | 10/2025 | | |
| 36321 | Minto & District | 12/21/1978 | Active | 7 | 3 | 0 | 75.00% | 4 | | 0 | Y | 3 | | 11/2025 | | |
| 14854 | MITCHELL | 07/16/1936 | Active | 15 | 0 | 2 | -11.76% | 17 | 6 | 3 | Y | 3 | R | 04/2025 | | |
| | Exc Award (06/30/2022, 06/30/2023) | | | | | | | | | | | | | | | |
| 14856 | MOUNT FOREST | 05/17/1938 | Active | 60 | 0 | 3 | -4.76% | 70 | 6 | 1 | Y | | N | 10/2025 | | \$73.20 |
| | Exc Award (06/30/2016, 06/30/2018, 06/30/2020, 06/30/2022, 06/30/2024) | | | | | | | | | | | | | | | |
| 29800 | NEUSTADT & DISTRICT | 09/24/1974 | Active | 26 | 0 | 2 | -7.14% | 30 | 3 | 0 | Y | | R | 09/2025 | | \$362.20 |
| | Exc Award (06/30/2019, 06/30/2023) | | | | | | | | | | | | | | | |
| 14858 | ORANGEVILLE | 03/11/1949 | Active | 57 | 4 | 0 | 7.55% | 50 | | 0 | Y | | N | 11/2025 | | \$6,088.73 |
| 14859 | OWEN SOUND | 01/31/1946 | Active | 13 | 0 | 0 | 0.00% | 13 | | 16 | Y | | N | 05/2025 | | |
| 61787 | OWEN SOUND SCENIC CITY | 04/13/1999 | Active | 11 | 0 | 0 | 0.00% | 10 | | 5 | Y | | R | 11/2025 | | \$329.49 |
| | Exc Award (06/30/2016, 06/30/2023) | | | | | | | | | | | | | | | |
| 14860 | PALMERSTON | 09/07/1939 | Active | 33 | 1 | 1 | 0.00% | 32 | 55 | 0 | Y | | N | 09/2025 | | \$36.60 |
| | Exc Award (06/30/2016, 06/30/2018) | | | | | | | | | | | | | | | |
| 109350 | PIKE LAKE MINTO | 09/27/2010 | Active | 9 | 0 | 0 | 0.00% | 9 | | 11 | Y | 4 | | 09/2025 | | \$359.03 |
| 30267 | PORT ELGIN & DISTRICT | 02/26/1975 | Active | 17 | 0 | 5 | -22.73% | 33 | 2 | 0 | Y | | | 01/2025 | | |
| | Exc Award (06/30/2022, 06/30/2024) | | | | | | | | | | | | | | | |
| 14863 | RIPLEY & DISTRICT L C | 04/18/1972 | Active | 39 | 0 | 0 | 0.00% | 38 | | 1 | Y | 2 | R | 11/2025 | | \$780.66 |
| | Exc Award (06/30/2016, 06/30/2021, 06/30/2022) | | | | | | | | | | | | | | | |
| 39623 | SAUBLE BEACH & DISTRICT | 03/24/1981 | Active | 27 | 2 | 2 | 0.00% | 29 | 12 | 1 | Y | | N | 11/2025 | | \$18.30 |
| | Exc Award (06/30/2017, 06/30/2023, 06/30/2024) | | | | | | | | | | | | | | | |
| 14867 | SEAFORTH | 12/09/1924 | Active | 17 | 0 | 0 | 0.00% | 18 | | 4 | Y | | | 11/2025 | | \$50.00 |
| | Exc Award (06/30/2023, 06/30/2024) | | | | | | | | | | | | | | | |
| 31257 | SHELBURNE & DISTRICT | 10/09/1975 | Active | 20 | 0 | 1 | -4.76% | 21 | 50 | 0 | Y | 2 | N | 11/2025 | | \$18.30 |



Club Health Assessment for District A 9 through November 2025



| | | | Status | Membership | | | | | | Reports | | | | Finance | LCIF | |
|--|-------------------------|--------------|-------------------------------------|-------------------------|-------------------|---------------------|---------------------|-------------------------|---------------------------------------|--------------------------------|--------------------------------|---------------------------------|-------------------|--------------------------------------|-----------------|---------------|
| Club Number | Club Name | Charter Date | Times in Status Quo in Past 2 Years | Current Member Count ** | YTD Members Added | YTD Members Dropped | YTD Net Growth% *** | Member Count 1 Year Ago | Dropped Members Avg.Length of Service | Months Since Membership Update | Current Officers Reported **** | Current President Repeated Term | VP Reported ***** | Last Date Reported Service (mm/yyyy) | Account Balance | YTD Donations |
| 44025 | THORNBURY BEAVER VALLEY | 06/22/1984 | Active | 12 | 1 | 1 | 0.00% | 12 | 2 | 2 | Y | 9 | N | 03/2025 | | |
| 14871 | TIVERTON & DISTRICT L C | 01/09/1973 | Active | 27 | 0 | 1 | -3.57% | 26 | 3 | 2 | Y | | N | 10/2025 | | \$183.05 |
| Exc Award (06/30/2019, 06/30/2022, 06/30/2023) | | | | | | | | | | | | | | | | |
| 101700 | WEST GREY DURHAM | 05/09/2008 | Active | 59 | 2 | 6 | -6.35% | 61 | 6 | 1 | Y | | N | 10/2025 | | |
| Exc Award (06/30/2022, 06/30/2024) | | | | | | | | | | | | | | | | |
| 14873 | WIARTON AND DISTRICT | 08/26/1954 | Active | 10 | 0 | 0 | 0.00% | 14 | | 3 | Y | | | 11/2025 | | |
| 14874 | WINGHAM | 06/01/1938 | Active | 23 | 0 | 0 | 0.00% | 20 | | 4 | Y | | N | 11/2025 | | |

Clubs Cancelled Previous Fiscal Year – Clubs Cancelled within last 12 months may be reinstated

| Club Number | | Club Name | | Charter Date | | Current Status* | | Cancellation Date | |
|-------------|--|------------------------|--|--------------|--|-----------------|--|-------------------|--|
| 97144 | | DUNGANNON AND DISTRICT | | 05/30/2006 | | Cancelled(8*) | | 06/29/2025 | |

| Current Total Clubs Count | YTD New Clubs Count | YTD Cancelled Clubs Count | YTD Net Club Gain | Current Total Members Count | YTD Add | YTD Drop | YTD Net Growth | YTD Net Growth % | Member Count 12 Months Ago | Average Member Count Per Club | % of Clubs with less than 20 members | % No Officer Report in 12 Months | % of Clubs with balance 90+ days | Number of Clubs in Status Quo | % Status Quo Clubs in Financial Suspension | Number of Cancelled Clubs | Average Cancelled Club Age | Members Lost Due to Cancellation | % of Clubs Cancelled for Non-Financial Reasons |
|---------------------------|---------------------|---------------------------|-------------------|-----------------------------|---------|----------|----------------|------------------|----------------------------|-------------------------------|--------------------------------------|----------------------------------|----------------------------------|-------------------------------|--|---------------------------|----------------------------|----------------------------------|--|
| 39 | 0 | 0 | 0 | 1,112 | 46 | 38 | 8 | 0.72% | 1,111 | 29 | 41% | 0% | 3% | 0 | 0% | 0 | 0 | 0 | 0% |

* - P - Priority Club. Cancellation Reasons: 1-Objectives/conduct, 2-Non-active club, 5-Non-existing club, 6-Disbanding, 7-Merger, 8-Financial Suspension, 9-District/Multiple District Dues.

** Red denotes below 15 active members.

*** Red denotes 20% + loss.

**** Y - all 3 (President, Secretary, Treasurer) club officers reported, N - not all 3 reported.

***** Abbreviation: N-New, IP-Immediate Past, R-Repeat.



Club Health Assessment for District A 12 through November 2025

| | | | Status | Membership | | | | | Reports | | | | Finance | | LCIF | |
|-------------------------------|--|--------------|-------------------------------------|-------------------------|-------------------|---------------------|---------------------|-------------------------|---------------------------------------|--------------------------------|--------------------------------|---------------------------------|-------------------|--------------------------------------|-----------------|---------------|
| Club Number | Club Name | Charter Date | Times in Status Quo in Past 2 Years | Current Member Count ** | YTD Members Added | YTD Members Dropped | YTD Net Growth% *** | Member Count 1 Year Ago | Dropped Members Avg.Length of Service | Months Since Membership Update | Current Officers Reported **** | Current President Repeated Term | VP Reported ***** | Last Date Reported Service (mm/yyyy) | Account Balance | YTD Donations |
| Clubs more than two years old | | | | | | | | | | | | | | | | |
| 14953 | ALLISTON | 11/20/1936 | Active | 37 | 0 | 0 | 0.00% | 37 | | 12 | Y | 2 | | 07/2025 | | \$505.88 |
| | Exc Award (06/30/2022, 06/30/2023) | | | | | | | | | | | | | | | |
| 14954 | ANGUS DISTRICT | 11/29/1962 | Active | 9 | 0 | 0 | 0.00% | 9 | | 7 | N | None | | 11/2023 | | |
| | Exc Award (06/30/2017) | | | | | | | | | | | | | | | |
| 14957 | BARRIE | 09/18/1931 | Active | 19 | 3 | 1 | 11.76% | 17 | 20 | 0 | Y | 3 | | 02/2025 | | |
| | Exc Award (06/30/2017, 06/30/2018) | | | | | | | | | | | | | | | |
| 62100 | BARRIE SOUTH | 06/05/1999 | Active | 35 | 1 | 0 | 2.94% | 44 | | 2 | Y | 2 | | 11/2025 | | \$181.21 |
| | Exc Award (06/30/2017, 06/30/2018, 06/30/2019, 06/30/2020, 06/30/2022, 06/30/2023, 06/30/2024) | | | | | | | | | | | | | | | |
| 140824 | Baxter Ward | 02/11/2020 | Active | 26 | 0 | 0 | 0.00% | 21 | | 2 | Y | | | 10/2025 | | |
| | Exc Award (06/30/2024, 06/30/2025) | | | | | | | | | | | | | | | |
| 14958 | BAYSVILLE | 06/14/1972 | Active | 14 | 1 | 0 | 7.69% | 12 | | 4 | Y | 3 | R | 11/2025 | 90+ Days | |
| | Exc Award (06/30/2018) | | | | | | | | | | | | | | | |
| 14961 | BRACEBRIDGE | 11/23/1942 | Active | 26 | 1 | 0 | 4.00% | 28 | | 0 | Y | 3 | N | 10/2025 | | |
| | Exc Award (06/30/2017, 06/30/2018) | | | | | | | | | | | | | | | |
| 14962 | BRADFORD | 09/29/1937 | Active | 23 | 0 | 3 | -11.54% | 28 | 8 | 0 | Y | | IP | 10/2025 | | |
| | Exc Award (06/30/2017, 06/30/2018) | | | | | | | | | | | | | | | |
| 14680 | BURKS FALLS | 10/22/1938 | Active(1) | 8 | 0 | 0 | 0.00% | 8 | | 0 | Y | 2 | | 04/2023 | | |
| 14969 | COLDWATER | 08/17/1939 | Active | 40 | 0 | 0 | 0.00% | 41 | | 0 | Y | | N | 06/2025 | | \$1,098.29 |
| | Exc Award (06/30/2018) | | | | | | | | | | | | | | | |
| 14971 | DORSET | 04/06/1972 | Active | 27 | 4 | 2 | 8.00% | 29 | 6 | 1 | Y | 3 | N | 10/2025 | | |
| | Exc Award (06/30/2018, 06/30/2024) | | | | | | | | | | | | | | | |
| 14972 | DWIGHT | 12/08/1971 | Active | 23 | 0 | 2 | -8.00% | 29 | 3 | 0 | Y | 2 | R | 11/2025 | | \$543.30 |
| | Exc Award (06/30/2017) | | | | | | | | | | | | | | | |
| 14973 | ELMVALE DISTRICT | 01/19/1949 | Active | 29 | 0 | 0 | 0.00% | 28 | | 0 | Y | | | 11/2025 | | |
| | Exc Award (06/30/2018, 06/30/2020) | | | | | | | | | | | | | | | |
| 145063 | Elmvale Lioness | 03/05/2021 | Active | 10 | 0 | 1 | -9.09% | 10 | 0 | 1 | Y | 3 | N | 11/2025 | | |
| 37322 | EMSDALE | 03/25/1979 | Active | 7 | 0 | 0 | 0.00% | 9 | | 2 | Y | 4 | | 04/2023 | | |
| 14974 | GRAVENHURST | 10/10/1946 | Active | 19 | 0 | 1 | -5.00% | 19 | 14 | 0 | Y | | N | 11/2025 | | |
| | Exc Award (06/30/2017, 06/30/2018, 06/30/2023, 06/30/2024) | | | | | | | | | | | | | | | |




Club Health Assessment for District A 12 through November 2025

| | | | Status | Membership | | | | | | Reports | | | | Finance | LCIF | | | |
|-------------|--|--------------|-------------------------------------|-------------------------|-------------------|---------------------|---------------------|-------------------------|---------------------------------------|--------------------------------|--------------------------------|---------------------------------|-------------------|--------------------------------------|-----------------|---------------|--|--|
| Club Number | Club Name | Charter Date | Times in Status Quo in Past 2 Years | Current Member Count ** | YTD Members Added | YTD Members Dropped | YTD Net Growth% *** | Member Count 1 Year Ago | Dropped Members Avg.Length of Service | Months Since Membership Update | Current Officers Reported **** | Current President Repeated Term | VP Reported ***** | Last Date Reported Service (mm/yyyy) | Account Balance | YTD Donations | | |
| 14975 | HUNTSVILLE | 10/22/1941 | Active(1) | 3 | 0 | 0 | 0.00% | 3 | | 13 | N | None | | 11/2025 | 90+ Days | \$180.25 | | |
| | Exc Award (06/30/2018) | | | | | | | | | | | | | | | | | |
| 14976 | INNISFIL L C | 04/26/1973 | Active | 23 | 6 | 2 | 21.05% | 18 | 18 | 0 | Y | 5 | R | 11/2025 | | | | |
| 49976 | KEARNEY | 11/22/1989 | Active | 19 | 0 | 0 | 0.00% | 22 | | 4 | Y | 7 | N | 09/2025 | | | | |
| | Exc Award (06/30/2020, 06/30/2023) | | | | | | | | | | | | | | | | | |
| 14980 | MAC TIER & DIST | 11/28/1947 | Active(1) | 18 | 3 | 0 | 20.00% | 17 | | 0 | Y | 10 | R | 09/2025 | | | | |
| | Exc Award (06/30/2018, 06/30/2020) | | | | | | | | | | | | | | | | | |
| 14697 | MAGNETAWAN | 10/25/1966 | Active | 35 | 1 | 3 | -5.41% | 34 | 15 | 0 | Y | | N | 07/2024 | | | | |
| | Exc Award (06/30/2017, 06/30/2018) | | | | | | | | | | | | | | | | | |
| 14982 | MIDLAND | 11/22/1937 | Active | 13 | 0 | 0 | 0.00% | 13 | | 3 | Y | 3 | R | 06/2025 | | | | |
| | Exc Award (06/30/2018, 06/30/2020) | | | | | | | | | | | | | | | | | |
| 14987 | ORILLIA | 08/26/1937 | Active | 21 | 0 | 0 | 0.00% | 22 | | 4 | Y | 2 | R | 11/2025 | | | | |
| | Exc Award (06/30/2018, 06/30/2020) | | | | | | | | | | | | | | | | | |
| 14988 | ORO DISTRICT L C | 01/30/1973 | Active | 30 | 0 | 0 | 0.00% | 33 | | 5 | Y | | N | 11/2025 | | | | |
| | Exc Award (06/30/2017, 06/30/2024) | | | | | | | | | | | | | | | | | |
| 14989 | PARRY SOUND | 05/31/1940 | Active | 14 | 0 | 0 | 0.00% | 15 | | 5 | Y | 2 | | 04/2023 | | | | |
| 14991 | PENETANGUISHENE | 08/29/1939 | Active | 42 | 0 | 0 | 0.00% | 40 | | 2 | Y | 2 | N | 10/2025 | | | | |
| | Exc Award (06/30/2016, 06/30/2018, 06/30/2019, 06/30/2020, 06/30/2022, 06/30/2023, 06/30/2024, 06/30/2025) | | | | | | | | | | | | | | | | | |
| 32320 | PENINSULA L C | 05/28/1976 | Active | 14 | 0 | 0 | 0.00% | 14 | | 16 | Y | 2 | R | 09/2023 | | | | |
| | Exc Award (06/30/2017, 06/30/2018) | | | | | | | | | | | | | | | | | |
| 14992 | PORT CARLING | 11/01/1945 | Active | 23 | 1 | 0 | 4.55% | 24 | | 1 | Y | 2 | R | 11/2025 | | | | |
| | Exc Award (06/30/2016) | | | | | | | | | | | | | | | | | |
| 38602 | PORT MC NICOLL | 06/29/1980 | Active | 17 | 0 | 0 | 0.00% | 18 | | 0 | Y | 2 | | 08/2024 | | | | |
| | Exc Award (06/30/2024) | | | | | | | | | | | | | | | | | |
| 14993 | SCHOMBERG | 03/20/1947 | Active | 18 | 0 | 0 | 0.00% | 18 | | 6 | Y | 5 | | 05/2025 | | | | |
| 14709 | SOUTH RIVER | 06/10/1960 | Active | 29 | 0 | 0 | 0.00% | 29 | | 0 | Y | 3 | N | 11/2025 | | | | |
| | Exc Award (06/30/2017, 06/30/2024) | | | | | | | | | | | | | | | | | |
| 37933 | SPRINGWATER VESPRE | 01/29/1980 | Active | 11 | 2 | 3 | -8.33% | 12 | 16 | 0 | Y | 3 | R | 06/2024 | | | | |
| | Exc Award (06/30/2018) | | | | | | | | | | | | | | | | | |
| 14994 | STAYNER | 05/24/1956 | Active | 21 | 0 | 0 | 0.00% | 21 | | 1 | Y | 2 | N | 05/2025 | | | | |
| | Exc Award (06/30/2017, 06/30/2024) | | | | | | | | | | | | | | | | | |



Club Health Assessment for District A 12 through November 2025

|  | | | Status | Membership | | | | | | Reports | | | | Finance | LCIF | | |
|--|--|--------------|-------------------------------------|-------------------------|-------------------|---------------------|---------------------|-------------------------|---------------------------------------|--------------------------------|--------------------------------|---------------------------------|-------------------|--------------------------------------|-----------------|---------------|----------|
| Club Number | Club Name | Charter Date | Times in Status Quo in Past 2 Years | Current Member Count ** | YTD Members Added | YTD Members Dropped | YTD Net Growth% *** | Member Count 1 Year Ago | Dropped Members Avg.Length of Service | Months Since Membership Update | Current Officers Reported **** | Current President Repeated Term | VP Reported ***** | Last Date Reported Service (mm/yyyy) | Account Balance | YTD Donations | |
| 14995 | STEPHENSON DISTRICT L C | 05/25/1973 | Active | 30 | 2 | 2 | 0.00% | 21 | 0 | 0 | Y | | N | 10/2024 | 90+ Days | \$715.46 | |
| | Exc Award (06/30/2025) | | | | | | | | | | | | | | | | |
| 14712 | SUNDRIDGE | 03/30/1944 | Active | 21 | 2 | 1 | 5.00% | 17 | 0 | 1 | Y | 2 | N | 11/2025 | | | |
| | Exc Award (06/30/2019, 06/30/2023) | | | | | | | | | | | | | | | | |
| 30594 | THORNTON DISTRICT | 04/11/1975 | Active | 11 | 0 | 1 | -8.33% | 10 | 3 | 0 | Y | 9 | | 12/2021 | | | |
| 98169 | TINY TOWNSHIP | 01/01/2007 | Active | 29 | 0 | 1 | -3.33% | 29 | 3 | 2 | Y | | N | 09/2025 | | | \$119.17 |
| | Exc Award (06/30/2017, 06/30/2018, 06/30/2020, 06/30/2025) | | | | | | | | | | | | | | | | |
| 14998 | TOTTENHAM DISTRICT L C | 02/09/1969 | Active | 25 | 2 | 3 | -3.85% | 29 | 1 | 0 | Y | | | 01/2024 | | | |
| | Exc Award (06/30/2023) | | | | | | | | | | | | | | | | |
| 15000 | VICTORIA HARBOUR & DISTRICT | 07/18/1972 | Active | 30 | 1 | 0 | 3.45% | 35 | | 0 | Y | | N | 11/2025 | | \$144.60 | |
| | Exc Award (06/30/2018, 06/30/2023) | | | | | | | | | | | | | | | | |
| 15001 | WASAGA BEACH | 02/12/1963 | Active | 41 | 0 | 3 | -6.82% | 40 | 4 | 2 | Y | | N | 08/2025 | | | |
| | Exc Award (06/30/2017, 06/30/2018, 06/30/2023, 06/30/2024) | | | | | | | | | | | | | | | | |
| 15002 | WASHAGO | 11/15/1949 | Active | 24 | 0 | 0 | 0.00% | 25 | | 0 | Y | | | 12/2024 | | | |
| | Exc Award (06/30/2017, 06/30/2023) | | | | | | | | | | | | | | | | |
| 14686 | WHITESTONE MC KELLAR | 03/09/1972 | Active | 11 | 1 | 2 | -8.33% | 12 | 3 | 0 | Y | 5 | | 06/2025 | | | |
| | Exc Award (06/30/2023, 06/30/2024) | | | | | | | | | | | | | | | | |
| 15003 | WINDERMERE & DISTRICT L C | 04/23/1968 | Active | 17 | 4 | 0 | 30.77% | 13 | | 1 | Y | 8 | R | 06/2025 | | | |

Clubs Cancelled Previous Fiscal Year – Clubs Cancelled within last 12 months may be reinstated

| Club Number | Club Name | Charter Date | Current Status* | Cancellation Date |
|-------------|--------------------|--------------|-----------------|-------------------|
| 134915 | Almaguin Highlands | 06/06/2018 | Cancelled(6*) | 05/29/2025 |

| Current Total Clubs Count | YTD New Clubs Count | YTD Cancelled Clubs Count | YTD Net Club Gain | Current Total Members Count | YTD Add | YTD Drop | YTD Net Growth | YTD Net Growth % | Member Count 12 Months Ago | Average Member Count Per Club | % of Clubs with less than 20 members | % No Officer Report in 12 Months | % of Clubs with balance 90+ days | Number of Clubs in Status Quo | % Status Quo Clubs in Financial Suspension | Number of Cancelled Clubs | Average Cancelled Club Age | Members Lost Due to Cancellation | % of Clubs Cancelled for Non-Financial Reasons |
|---------------------------|---------------------|---------------------------|-------------------|-----------------------------|---------|----------|----------------|------------------|----------------------------|-------------------------------|--------------------------------------|----------------------------------|----------------------------------|-------------------------------|--|---------------------------|----------------------------|----------------------------------|--|
| 43 | 0 | 0 | 0 | 942 | 35 | 31 | 4 | 0.43% | 953 | 22 | 44% | 2% | 7% | 0 | 0% | 0 | 0 | 0 | 0% |



Club Health Assessment for District A 12 through November 2025

| | | | Status | | Membership | | | | Reports | | | | Finance | LCIF | | |
|-------------|-----------|--------------|-------------------------------------|-------------------------|-------------------|---------------------|---------------------|-------------------------|---------------------------------------|--------------------------------|--------------------------------|---------------------------------|-------------------|--------------------------------------|-----------------|---------------|
| Club Number | Club Name | Charter Date | Times in Status Quo in Past 2 Years | Current Member Count ** | YTD Members Added | YTD Members Dropped | YTD Net Growth% *** | Member Count 1 Year Ago | Dropped Members Avg.Length of Service | Months Since Membership Update | Current Officers Reported **** | Current President Repeated Term | VP Reported ***** | Last Date Reported Service (mm/yyyy) | Account Balance | YTD Donations |

* - P - Priority Club. Cancellation Reasons: 1-Objectives/conduct, 2-Non-active club, 5-Non-existing club, 6-Disbanding, 7-Merger, 8-Financial Suspension, 9-District/Multiple District Dues.

** Red denotes below 15 active members.

*** Red denotes 20% + loss.

**** Y - all 3 (President, Secretary, Treasurer) club officers reported, N - not all 3 reported.

***** Abbreviation: N-New, IP-Immediate Past, R-Repeat.



Club Health Assessment for District A 15 through November 2025

| | | | Status | Membership | | | | | | Reports | | | | Finance | LCIF | |
|--|--------------------------|--------------|-------------------------------------|-------------------------|-------------------|---------------------|---------------------|-------------------------|---------------------------------------|--------------------------------|--------------------------------|---------------------------------|-------------------|--------------------------------------|-----------------|---------------|
| Club Number | Club Name | Charter Date | Times in Status Quo in Past 2 Years | Current Member Count ** | YTD Members Added | YTD Members Dropped | YTD Net Growth% *** | Member Count 1 Year Ago | Dropped Members Avg.Length of Service | Months Since Membership Update | Current Officers Reported **** | Current President Repeated Term | VP Reported ***** | Last Date Reported Service (mm/yyyy) | Account Balance | YTD Donations |
| Clubs more than two years old | | | | | | | | | | | | | | | | |
| 110809 | ARISS AND MARYHILL | 04/12/2011 | Active | 14 | 0 | 1 | -6.67% | 15 | 1 | 2 | N | None | | 09/2025 | | |
| 14831 | ATWOOD | 01/29/1957 | Active | 34 | 0 | 1 | -2.86% | 36 | 12 | 0 | Y | | N | 08/2025 | | |
| 62161 | AYR - NORTH DUMFRIES | 06/23/1999 | Active | 17 | 0 | 0 | 0.00% | 16 | | 5 | Y | | R | 06/2025 | | |
| 14832 | BAYFIELD | 02/04/1947 | Active | 40 | 11 | 6 | 14.29% | 37 | 7 | 1 | N | | N | 06/2022 | | |
| 33844 | BELWOOD & DISTRICT L C | 05/10/1977 | Active | 13 | 2 | 5 | -18.75% | 16 | 5 | 1 | Y | | N | 11/2025 | | |
| Exc Award (06/30/2016) | | | | | | | | | | | | | | | | |
| 14923 | BRANTFORD | 02/23/1926 | Active | 6 | 0 | 0 | 0.00% | 7 | | 7 | Y | 2 | N | 04/2025 | | |
| 119686 | Breslau | 06/21/2013 | Active | 3 | 0 | 0 | 0.00% | 3 | | 30 | Y | 8 | | 06/2024 | | |
| 14834 | BRIDGEPORT | 02/22/1967 | Active | 8 | 0 | 0 | 0.00% | 8 | | 21 | Y | 4 | | 05/2025 | | |
| 14924 | BURFORD | 12/20/1945 | Active | 18 | 0 | 0 | 0.00% | 23 | | 5 | Y | | N | 06/2025 | | \$581.52 |
| 61745 | CAMBRIDGE HIGHLANDS | 04/01/1999 | Active | 8 | 1 | 0 | 14.29% | 7 | | 4 | Y | | R | 10/2025 | | \$6,147.86 |
| Exc Award (06/30/2017, 06/30/2018, 06/30/2020) | | | | | | | | | | | | | | | | |
| 43481 | CENTRALIA-HURON PARK L C | 02/29/1984 | Status Quo(2) | 2 | 1 | 2 | -33.33% | 3 | 14 | 0 | N | 3 | | 10/2018 | 90+ Days | |
| Exc Award (06/30/2018) | | | | | | | | | | | | | | | | |
| 31933 | COPETOWN | 03/23/1976 | Active | 29 | 0 | 1 | -3.33% | 27 | 5 | 3 | Y | | N | 11/2025 | | |
| Exc Award (06/30/2018, 06/30/2021) | | | | | | | | | | | | | | | | |
| 14837 | DRUMBO | 12/01/1955 | Active | 20 | 1 | 0 | 5.26% | 17 | | 0 | Y | 2 | R | 03/2025 | | |
| 14932 | DUNDAS | 01/15/1931 | Active | 38 | 4 | 1 | 8.57% | 38 | 4 | 0 | Y | | N | 11/2025 | | \$361.50 |
| 147289 | Dundas Lioness | 06/30/2021 | Active | 19 | 0 | 0 | 0.00% | 18 | | 5 | Y | | N | 12/2022 | | |
| 14839 | ELMIRA | 04/26/1955 | Active | 87 | 0 | 2 | -2.25% | 85 | 7 | 0 | Y | | N | 06/2019 | | \$732.19 |
| 14840 | ELORA | 11/12/1946 | Active | 11 | 1 | 0 | 10.00% | 13 | | 4 | Y | 2 | R | 07/2025 | | |
| 14841 | EXETER | 12/01/1937 | Active | 56 | 0 | 0 | 0.00% | 54 | | 6 | Y | 2 | R | 02/2025 | | |
| Exc Award (06/30/2018) | | | | | | | | | | | | | | | | |
| 34522 | FERGUS | 10/07/1977 | Active | 25 | 3 | 0 | 13.64% | 20 | | 1 | Y | 8 | N | 11/2025 | | |
| 45682 | FREELTON | 01/31/1986 | Active | 16 | 0 | 0 | 0.00% | 13 | | 3 | Y | 2 | N | 06/2025 | | |
| 14842 | GALT-CAMBRIDGE L C | 01/31/1938 | Active | 15 | 3 | 0 | 25.00% | 12 | | 0 | Y | 3 | R | 12/2021 | | |
| 56118 | GLEN MORRIS | 09/20/1994 | Active | 21 | 0 | 1 | -4.55% | 21 | 31 | 0 | Y | 3 | | 08/2025 | | \$362.20 |



Club Health Assessment for District A 15 through November 2025

| | | | Status | Membership | | | | | | Reports | | | | Finance | LCIF | |
|-------------|--|--------------|-------------------------------------|-------------------------|-------------------|---------------------|---------------------|-------------------------|---------------------------------------|--------------------------------|--------------------------------|---------------------------------|-------------------|--------------------------------------|-----------------|---------------|
| Club Number | Club Name | Charter Date | Times in Status Quo in Past 2 Years | Current Member Count ** | YTD Members Added | YTD Members Dropped | YTD Net Growth% *** | Member Count 1 Year Ago | Dropped Members Avg.Length of Service | Months Since Membership Update | Current Officers Reported **** | Current President Repeated Term | VP Reported ***** | Last Date Reported Service (mm/yyyy) | Account Balance | YTD Donations |
| 14845 | GUELPH | 09/26/1944 | Active | 22 | 1 | 0 | 4.76% | 21 | | 3 | Y | | N | 10/2025 | | |
| | Exc Award (06/30/2020, 06/30/2021, 06/30/2023) | | | | | | | | | | | | | | | |
| 46959 | GUELPH ROYAL CITY | 02/27/1987 | Active | 12 | 0 | 0 | 0.00% | 13 | | 11 | Y | 2 | | 06/2025 | | |
| 29371 | HICKSON & DISTRICT | 05/29/1974 | Active | 11 | 0 | 0 | 0.00% | 12 | | 5 | Y | 2 | R | 07/2025 | | \$359.03 |
| 14847 | HILLSBURGH & DISTRICT L C | 05/20/1971 | P- Active | 0 | 0 | 0 | 0.00% | 10 | | 11 | N | None | | 02/2021 | | |
| | Exc Award (06/30/2016, 06/30/2018) | | | | | | | | | | | | | | | |
| 14849 | INGERSOLL | 12/14/1938 | Active | 15 | 0 | 2 | -11.76% | 13 | 0 | 2 | Y | 4 | | 10/2025 | | |
| | Exc Award (06/30/2016) | | | | | | | | | | | | | | | |
| 33218 | INNERKIP & DIST | 01/06/1977 | Active | 37 | 8 | 2 | 19.35% | 29 | 3 | 1 | Y | 2 | R | 09/2025 | | |
| 14850 | KITCHENER | 08/05/1937 | Active | 30 | 1 | 1 | 0.00% | 37 | 7 | 0 | Y | 3 | N | 11/2025 | | |
| | Exc Award (06/30/2016, 06/30/2024) | | | | | | | | | | | | | | | |
| 14851 | KITCHENER OKTOBERFEST | 09/17/1970 | Active | 9 | 0 | 1 | -10.00% | 11 | 12 | 0 | Y | | N | 11/2025 | | \$297.22 |
| 36892 | KITCHENER PIONEER | 04/23/1979 | Active | 15 | 0 | 0 | 0.00% | 15 | | 5 | Y | 3 | IP | 11/2025 | | |
| 59129 | KITCHENER-WATERLOO COMM SPIRIT | 02/11/1997 | Active | 13 | 0 | 0 | 0.00% | 12 | | 1 | Y | | N | 11/2025 | | |
| | Exc Award (06/30/2021, 06/30/2023) | | | | | | | | | | | | | | | |
| 40871 | LINWOOD & DIST | 02/26/1982 | Active | 17 | 2 | 0 | 13.33% | 17 | | 1 | Y | | N | 11/2019 | | |
| 14939 | LYNDEN | 03/07/1957 | Active | 23 | 0 | 0 | 0.00% | 26 | | 5 | Y | | N | 10/2025 | | |
| | Exc Award (06/30/2016) | | | | | | | | | | | | | | | |
| 29918 | MARSVILLE & DISTRICT | 11/13/1974 | Active | 4 | 0 | 0 | 0.00% | 4 | | 12 | Y | 19 | | 06/2025 | | \$718.05 |
| | Exc Award (06/30/2016) | | | | | | | | | | | | | | | |
| 14853 | MILVERTON | 12/04/1939 | Active | 36 | 0 | 0 | 0.00% | 37 | | 5 | Y | | N | 11/2019 | | \$1,440.28 |
| 14855 | MONKTON | 09/15/1952 | Active | 20 | 0 | 0 | 0.00% | 15 | | 5 | Y | | N | 05/2019 | | |
| 130035 | Mosborough Busy Busy | 02/15/2017 | Active | 22 | 1 | 0 | 4.76% | 22 | | 4 | Y | 6 | R | 09/2025 | 90+ Days | |
| 14861 | PARADISE & DISTRICT L C | 02/14/1973 | Active | 24 | 0 | 1 | -4.00% | 20 | 3 | 0 | Y | 2 | | 06/2025 | | \$50.00 |
| 14945 | PARIS | 03/16/1931 | Active | 39 | 0 | 1 | -2.50% | 39 | 8 | 1 | Y | | N | 09/2025 | | |
| | Exc Award (06/30/2017, 06/30/2018, 06/30/2024) | | | | | | | | | | | | | | | |
| 68902 | PLATTSVILLE & DISTRICT | 06/17/2003 | Active | 16 | 2 | 0 | 14.29% | 13 | | 1 | Y | 3 | R | 02/2025 | | \$311.18 |
| 14946 | ROCKTON | 04/13/1965 | Active | 52 | 0 | 1 | -1.89% | 52 | 50 | 1 | Y | | N | 12/2023 | | \$1,073.19 |
| | Exc Award (06/30/2018, 06/30/2021) | | | | | | | | | | | | | | | |



Club Health Assessment for District A 15 through November 2025

| | | | Status | Membership | | | | | | Reports | | | | Finance | LCIF | |
|-------------|--|--------------|-------------------------------------|-------------------------|-------------------|---------------------|---------------------|-------------------------|---------------------------------------|--------------------------------|--------------------------------|---------------------------------|-------------------|--------------------------------------|-----------------|---------------|
| Club Number | Club Name | Charter Date | Times in Status Quo in Past 2 Years | Current Member Count ** | YTD Members Added | YTD Members Dropped | YTD Net Growth% *** | Member Count 1 Year Ago | Dropped Members Avg.Length of Service | Months Since Membership Update | Current Officers Reported **** | Current President Repeated Term | VP Reported ***** | Last Date Reported Service (mm/yyyy) | Account Balance | YTD Donations |
| 14864 | ROCKWOOD & DISTRICT L C | 03/03/1972 | Active | 28 | 3 | 0 | 12.00% | 24 | | 1 | Y | | N | 10/2025 | | \$288.26 |
| 14949 | SHEFFIELD | 04/26/1965 | Active | 13 | 0 | 2 | -13.33% | 14 | 7 | 3 | Y | | R | 10/2025 | | \$180.74 |
| | Exc Award (06/30/2024) | | | | | | | | | | | | | | | |
| 14947 | ST GEORGE | 04/11/1945 | Active | 60 | 0 | 0 | 0.00% | 60 | | 4 | Y | | N | 11/2025 | | \$3,691.38 |
| | Exc Award (06/30/2016, 06/30/2018) | | | | | | | | | | | | | | | |
| 14865 | ST JACOBS | 09/10/1953 | Active | 26 | 2 | 0 | 8.33% | 24 | | 0 | Y | | N | 10/2025 | | |
| | Exc Award (06/30/2017) | | | | | | | | | | | | | | | |
| 14866 | ST MARYS | 01/23/1940 | Active | 16 | 0 | 4 | -20.00% | 20 | 21 | 3 | Y | 3 | N | 11/2025 | | \$1,000.00 |
| 14868 | STRATFORD | 01/13/1925 | Active | 11 | 0 | 0 | 0.00% | 10 | | 2 | Y | 2 | | 01/2025 | | \$732.20 |
| | Exc Award (06/30/2024) | | | | | | | | | | | | | | | |
| 44432 | SWEABURG & DIST | 12/17/1984 | Active | 20 | 0 | 0 | 0.00% | 20 | | 1 | Y | | N | 10/2025 | | |
| 14870 | THAMESFORD | 01/04/1961 | Active | 67 | 1 | 1 | 0.00% | 67 | 4 | 0 | Y | | N | 11/2025 | | |
| | Exc Award (06/30/2016, 06/30/2018, 06/30/2019, 06/30/2023) | | | | | | | | | | | | | | | |
| 14952 | WATERDOWN DISTRICT L C | 04/30/1967 | Active | 18 | 0 | 0 | 0.00% | 17 | | 0 | Y | | N | 12/2022 | | |
| | Exc Award (06/30/2018) | | | | | | | | | | | | | | | |
| 29919 | WELLESLEY & DISTRICT | 11/13/1974 | Active | 22 | 0 | 0 | 0.00% | 24 | | 6 | Y | 3 | R | 06/2025 | | |
| 85011 | WEST COAST | 03/10/2005 | Active(1) | 20 | 3 | 3 | 0.00% | 14 | 8 | 0 | Y | 3 | R | 04/2023 | | |
| | Exc Award (06/30/2016) | | | | | | | | | | | | | | | |
| 14857 | WILMOT LIONESS | 10/20/1967 | Active | 26 | 0 | 0 | 0.00% | 27 | | 0 | Y | | N | 12/2022 | | |
| 14875 | WOODSTOCK | 04/01/1931 | Active | 25 | 0 | 1 | -3.85% | 26 | 40 | 0 | Y | | N | 09/2025 | | \$732.19 |
| | Exc Award (06/30/2016) | | | | | | | | | | | | | | | |
| 68901 | WOOLWICH COMMUNITY | 06/17/2003 | Active | 54 | 3 | 0 | 5.88% | 50 | | 0 | Y | | N | 10/2025 | | \$3,657.75 |
| | Exc Award (06/30/2024) | | | | | | | | | | | | | | | |

Clubs Cancelled Previous Fiscal Year – Clubs Cancelled within last 12 months may be reinstated

| Club Number | Club Name | Charter Date | Current Status* | Cancellation Date |
|-------------|-----------|--------------|-----------------|-------------------|
| 14876 | ZURICH | 12/22/1944 | Cancelled(6*) | 08/29/2024 |



Club Health Assessment for District A 15 through November 2025

INTERNATIONAL

| | | | | | | Status | | Membership | | | | | Reports | | | | Finance | | LCIF |
|---------------------------|---------------------|---------------------------|-------------------|-----------------------------|---------|-------------------------------------|------------------|----------------------------|-------------------------------|--------------------------------------|----------------------------------|----------------------------------|---------------------------------------|--|--------------------------------|---------------------------------|----------------------------------|--|-----------------|
| | | | | | | Times in Status Quo in Past 2 Years | | Current Member Count ** | YTD Members Added | YTD Members Dropped | YTD Net Growth*** | Member Count 1 Year Ago | Dropped Members Avg.Length of Service | Months Since Membership Update | Current Officers Reported **** | Current President Repeated Term | VP Reported ***** | Last Date Reported Service (mm/yyyy) | Account Balance |
| Club Number | Club Name | | Charter Date | | | | | | | | | | | | | | | | |
| Current Total Clubs Count | YTD New Clubs Count | YTD Cancelled Clubs Count | YTD Net Club Gain | Current Total Members Count | YTD Add | YTD Drop | YTD Net Growth % | Member Count 12 Months Ago | Average Member Count Per Club | % of Clubs with less than 20 members | % No Officer Report in 12 Months | % of Clubs with balance 90+ days | Number of Clubs in Status Quo | % Status Quo Clubs in Financial Suspension | Number of Cancelled Clubs | Average Cancelled Club Age | Members Lost Due to Cancellation | % of Clubs Cancelled for Non-Financial Reasons | |
| 56 | 0 | 0 | 0 | 1,323 | 54 | 40 | 14 | 1.07% | 1,304 | 24 | 48% | 0% | 4% | 1 | 100% | 0 | 0 | 0 | 0% |

* - P - Priority Club. Cancellation Reasons: 1-Objectives/conduct, 2-Non-active club, 5-Non-existing club, 6-Disbanding, 7-Merger, 8-Financial Suspension, 9-District/Multiple District Dues.

** Red denotes below 15 active members.

*** Red denotes 20% + loss.

**** Y - all 3 (President, Secretary, Treasurer) club officers reported, N - not all 3 reported.

***** Abbreviation: N-New, IP-Immediate Past, R-Repeat.



Club Health Assessment for District A 16 through November 2025

| | | | Status | Membership | | | | | | Reports | | | | Finance | | LCIF |
|-------------------------------|--|--------------|-------------------------------------|-------------------------|-------------------|---------------------|---------------------|-------------------------|---------------------------------------|--------------------------------|--------------------------------|---------------------------------|-------------------|--------------------------------------|-----------------|---------------|
| Club Number | Club Name | Charter Date | Times in Status Quo in Past 2 Years | Current Member Count ** | YTD Members Added | YTD Members Dropped | YTD Net Growth% *** | Member Count 1 Year Ago | Dropped Members Avg.Length of Service | Months Since Membership Update | Current Officers Reported **** | Current President Repeated Term | VP Reported ***** | Last Date Reported Service (mm/yyyy) | Account Balance | YTD Donations |
| Clubs less than two years old | | | | | | | | | | | | | | | | |
| 171839 | Vaughan Saga | 05/29/2024 | Status Quo(2) | 20 | 0 | 0 | 0.00% | 22 | | 8 | N | None | | 03/2025 | 90+ Days | |
| 182269 | York Region Caring | 06/22/2025 | Active(1) | 25 | 0 | 0 | 0.00% | 0 | | 0 | Y | 2 | | 06/2025 | | |
| 179754 | Zephyr Scott | 01/31/2025 | Active | 16 | 0 | 7 | -30.43% | 0 | 1 | 0 | Y | 2 | R | 11/2025 | | |
| Clubs more than two years old | | | | | | | | | | | | | | | | |
| 14583 | AJAX | 12/10/1953 | Active | 19 | 0 | 0 | 0.00% | 18 | | 5 | Y | | N | 05/2025 | | \$715.46 |
| | Exc Award (06/30/2023) | | | | | | | | | | | | | | | |
| 128874 | Angus Glen | 09/29/2016 | Active | 12 | 0 | 0 | 0.00% | 11 | | 4 | Y | 2 | N | 10/2025 | | |
| | Exc Award (06/30/2018, 06/30/2021) | | | | | | | | | | | | | | | |
| 14955 | AURORA | 04/12/1944 | Active | 24 | 2 | 0 | 9.09% | 20 | | 0 | Y | | | 11/2025 | 90+ Days | |
| | Exc Award (06/30/2016, 06/30/2018, 06/30/2022, 06/30/2025) | | | | | | | | | | | | | | | |
| 14959 | BEAVERTON | 12/12/1947 | Active | 55 | 0 | 0 | 0.00% | 52 | | 5 | Y | | N | 10/2025 | | |
| | Exc Award (06/30/2017) | | | | | | | | | | | | | | | |
| 39045 | BLACKSTOCK CARTWRIGHT | 11/20/1980 | Active | 16 | 1 | 0 | 6.67% | 18 | | 1 | Y | | | 11/2025 | | \$180.74 |
| | Exc Award (06/30/2017, 06/30/2019, 06/30/2021, 06/30/2023) | | | | | | | | | | | | | | | |
| 37049 | BOBCAYGEON & DISTRICT | 05/17/1979 | Active | 27 | 2 | 0 | 8.00% | 23 | | 1 | Y | | N | 10/2025 | 90+ Days | \$2,148.97 |
| | Exc Award (06/30/2020, 06/30/2021, 06/30/2025) | | | | | | | | | | | | | | | |
| 14963 | BRECHIN DISTRICT L C | 03/12/1969 | Active | 13 | 0 | 0 | 0.00% | 13 | | 7 | Y | 7 | R | 10/2025 | | |
| 105676 | BROOKLIN ASHBURN MYRTLE | 06/03/2009 | Active | 4 | 0 | 0 | 0.00% | 6 | | 5 | Y | | | 09/2024 | | \$362.20 |
| | Exc Award (06/30/2021) | | | | | | | | | | | | | | | |
| 102253 | CANADA HK UNIONVILLE DONCREST N HORIZON | 06/03/2008 | Active | 20 | 0 | 0 | 0.00% | 23 | | 6 | Y | | R | 09/2025 | | |
| | Exc Award (06/30/2022) | | | | | | | | | | | | | | | |
| 14965 | CANNINGTON | 01/08/1948 | Active | 27 | 0 | 0 | 0.00% | 24 | | 5 | Y | | N | 11/2025 | | |
| | Exc Award (06/30/2021, 06/30/2024) | | | | | | | | | | | | | | | |
| 145966 | Cannington Lioness | 05/20/2021 | Active | 9 | 1 | 0 | 12.50% | 10 | | 2 | Y | 2 | R | 10/2025 | | \$256.27 |
| | Exc Award (06/30/2022, 06/30/2023, 06/30/2024) | | | | | | | | | | | | | | | |
| 14966 | CLAREMONT DISTRICT L C | 02/28/1968 | Cancelled(6*) | 0 | 0 | 5 | -100.00% | 5 | 3 | 2 | N | None | | 02/2025 | 90+ Days | |
| | Exc Award (06/30/2018) | | | | | | | | | | | | | | | |



Club Health Assessment for District A 16 through November 2025

| | | | Status | Membership | | | | | | Reports | | | | Finance | LCIF | |
|-------------|---|--------------|-------------------------------------|-------------------------|-------------------|---------------------|---------------------|-------------------------|---------------------------------------|--------------------------------|--------------------------------|---------------------------------|-------------------|--------------------------------------|-----------------|---------------|
| Club Number | Club Name | Charter Date | Times in Status Quo in Past 2 Years | Current Member Count ** | YTD Members Added | YTD Members Dropped | YTD Net Growth% *** | Member Count 1 Year Ago | Dropped Members Avg.Length of Service | Months Since Membership Update | Current Officers Reported **** | Current President Repeated Term | VP Reported ***** | Last Date Reported Service (mm/yyyy) | Account Balance | YTD Donations |
| 14592 | COBOCONK | 06/22/1953 | Active | 22 | 0 | 0 | 0.00% | 22 | | 5 | Y | 4 | N | 09/2025 | | |
| 40756 | DUNSFORD & DIST Exc Award (06/30/2024) | 01/31/1982 | Active | 17 | 0 | 0 | 0.00% | 16 | | 6 | Y | | R | 09/2025 | | \$732.19 |
| 29614 | FENELON FALLS & DISTRICT Exc Award (06/30/2019) | 06/28/1974 | Active | 20 | 0 | 0 | 0.00% | 21 | | 0 | Y | | N | 08/2025 | | \$375.62 |
| 44538 | FOWLERS CORNERS & DIST Exc Award (06/30/2020, 06/30/2023) | 01/11/1985 | Active | 46 | 5 | 0 | 12.20% | 38 | | 0 | Y | | N | 11/2025 | | \$4,000.35 |
| 39046 | GOODWOOD | 11/10/1980 | Active | 18 | 2 | 0 | 12.50% | 17 | | 1 | Y | | N | 11/2024 | | \$253.26 |
| 54692 | GREENBANK & DIST Exc Award (06/30/2019, 06/30/2020, 06/30/2022) | 06/30/1993 | Active | 35 | 2 | 0 | 6.06% | 33 | | 0 | Y | | N | 11/2025 | | |
| 35058 | HALIBURTON & DISTRICT L C Exc Award (06/30/2016, 06/30/2017, 06/30/2018, 06/30/2023) | 02/14/1978 | Active | 26 | 0 | 3 | -10.34% | 32 | 5 | 0 | Y | 2 | N | 10/2025 | | \$357.73 |
| 51095 | HOLLAND LANDING & DIST Exc Award (06/30/2022) | 12/05/1990 | Active | 14 | 2 | 1 | 7.69% | 14 | 2 | 0 | Y | 2 | | 11/2025 | | 90+ Days |
| 32523 | KESWICK & DISTRICT L C | 06/30/1976 | Active(1) | 4 | 0 | 0 | 0.00% | 4 | | 17 | Y | 4 | | 10/2024 | | |
| 14977 | KING CITY | 05/22/1952 | Active | 20 | 0 | 0 | 0.00% | 19 | | 5 | Y | 2 | R | 09/2025 | | |
| 50113 | KINMOUNT & DIST Exc Award (06/30/2016, 06/30/2020, 06/30/2021, 06/30/2022, 06/30/2023) | 01/22/1990 | Active | 21 | 2 | 3 | -4.55% | 20 | 3 | 1 | Y | 2 | N | 10/2025 | | |
| 14978 | KIRKFIELD DISTRICT L C Exc Award (06/30/2022, 06/30/2023) | 03/09/1969 | Active | 13 | 0 | 1 | -7.14% | 12 | 1 | 3 | Y | | R | 11/2025 | | |
| 14605 | LINDSAY | 04/14/1953 | Active | 26 | 0 | 2 | -7.14% | 26 | 3 | 4 | Y | 2 | R | 10/2025 | \$73.22 | |
| 14765 | MAPLE | 02/25/1948 | Active | 15 | 0 | 0 | 0.00% | 15 | | 5 | Y | 14 | R | 11/2025 | \$724.40 | |
| 14981 | MARKHAM Exc Award (06/30/2017, 06/30/2022, 06/30/2025) | 10/22/1943 | Active | 38 | 1 | 4 | -7.32% | 38 | 4 | 0 | Y | 2 | N | 11/2025 | \$490.72 | |
| 152231 | Markham Elite Exc Award (06/30/2025) | 08/17/2022 | Active | 24 | 0 | 1 | -4.00% | 20 | 18 | 2 | Y | 2 | R | 06/2025 | | |
| 152578 | Markham Mantra Exc Award (06/30/2024, 06/30/2025) | 09/20/2022 | Active | 35 | 9 | 0 | 34.62% | 24 | | 0 | Y | 2 | R | 11/2025 | 90+ Days | |
| 45109 | MINDEN & DIST | 06/17/1985 | Active | 20 | 0 | 1 | -4.76% | 18 | 29 | 0 | Y | | N | 11/2025 | | |



Club Health Assessment for District A 16 through November 2025

| | | | Status | Membership | | | | | | Reports | | | | Finance | LCIF | |
|--|------------------------------|--------------|-------------------------------------|-------------------------|-------------------|---------------------|---------------------|-------------------------|---------------------------------------|--------------------------------|--------------------------------|---------------------------------|-------------------|--------------------------------------|-----------------|---------------|
| Club Number | Club Name | Charter Date | Times in Status Quo in Past 2 Years | Current Member Count ** | YTD Members Added | YTD Members Dropped | YTD Net Growth% *** | Member Count 1 Year Ago | Dropped Members Avg.Length of Service | Months Since Membership Update | Current Officers Reported **** | Current President Repeated Term | VP Reported ***** | Last Date Reported Service (mm/yyyy) | Account Balance | YTD Donations |
| Exc Award (06/30/2017, 06/30/2022, 06/30/2023) | | | | | | | | | | | | | | | | |
| 14983 | MOUNT ALBERT DISTRICT | 10/28/1968 | Active | 13 | 0 | 1 | -7.14% | 18 | 21 | 2 | Y | 2 | | 10/2025 | | \$362.20 |
| Exc Award (06/30/2019, 06/30/2022, 06/30/2023) | | | | | | | | | | | | | | | | |
| 14984 | NEWMARKET | 02/19/1931 | Active | 30 | 2 | 2 | 0.00% | 28 | 21 | 1 | Y | | N | 11/2025 | | \$724.40 |
| Exc Award (06/30/2019, 06/30/2021, 06/30/2022) | | | | | | | | | | | | | | | | |
| 41341 | NEWMARKET NORTH | 05/24/1982 | Active | 36 | 1 | 2 | -2.70% | 33 | 0 | 4 | Y | | N | 08/2025 | | \$2,577.53 |
| Exc Award (06/30/2017) | | | | | | | | | | | | | | | | |
| 14986 | OAK RIDGES | 03/14/1950 | Active | 13 | 4 | 0 | 44.44% | 12 | | 0 | N | None | N | 11/2025 | | |
| Exc Award (06/30/2021, 06/30/2023) | | | | | | | | | | | | | | | | |
| 42948 | OAKWOOD & DIST | 07/05/1983 | Active | 22 | 1 | 3 | -8.33% | 28 | 1 | 0 | Y | 2 | R | 09/2025 | | \$457.73 |
| Exc Award (06/30/2018, 06/30/2022, 06/30/2024, 06/30/2025) | | | | | | | | | | | | | | | | |
| 145964 | Omeme & District Lioness | 05/20/2021 | Active | 11 | 0 | 1 | -8.33% | 12 | 4 | 0 | Y | 2 | | 11/2025 | | |
| Exc Award (06/30/2023) | | | | | | | | | | | | | | | | |
| 14613 | OMEMEE DISTRICT | 01/22/1957 | Active | 15 | 0 | 0 | 0.00% | 16 | | 5 | Y | 2 | N | 10/2025 | | |
| Exc Award (06/30/2017, 06/30/2019) | | | | | | | | | | | | | | | | |
| 98492 | ONTARIO YORK REGION HERITAGE | 02/06/2007 | Active | 16 | 1 | 0 | 6.67% | 15 | | 4 | Y | 2 | R | 11/2025 | | \$71.55 |
| 103871 | OSHAWA AIRPORT | 10/28/2008 | Active | 29 | 2 | 2 | 0.00% | 33 | 7 | 0 | Y | 2 | N | 11/2025 | | \$1,975.98 |
| Exc Award (06/30/2016, 06/30/2017, 06/30/2018, 06/30/2022, 06/30/2023, 06/30/2024) | | | | | | | | | | | | | | | | |
| 14615 | OSHAWA NORTH OSHAWA | 04/23/1970 | Active | 17 | 0 | 1 | -5.56% | 20 | 4 | 2 | Y | 2 | R | 10/2025 | | |
| Exc Award (06/30/2022) | | | | | | | | | | | | | | | | |
| 46960 | OSHAWA WEST | 02/27/1987 | Active | 24 | 2 | 0 | 9.09% | 26 | | 1 | Y | | N | 12/2024 | | |
| Exc Award (06/30/2018) | | | | | | | | | | | | | | | | |
| 145576 | Pefferlaw Lioness | 04/06/2021 | Active | 13 | 0 | 0 | 0.00% | 13 | | 7 | Y | | R | 10/2025 | | |
| 14990 | PEFFERLAW DIST | 01/24/1956 | Active | 41 | 5 | 3 | 5.13% | 35 | 8 | 0 | Y | | N | 10/2025 | | |
| Exc Award (06/30/2018, 06/30/2023, 06/30/2025) | | | | | | | | | | | | | | | | |
| 14619 | PORT PERRY | 11/16/1937 | Active | 20 | 0 | 0 | 0.00% | 22 | | 5 | N | | N | 09/2025 | | |
| Exc Award (06/30/2020, 06/30/2022, 06/30/2023, 06/30/2024) | | | | | | | | | | | | | | | | |
| 14769 | RICHVALE | 06/27/1963 | Active | 14 | 0 | 0 | 0.00% | 13 | | 6 | Y | 5 | | 09/2025 | | |



Club Health Assessment for District A 16 through November 2025

| | | | | | | Status | | | | Membership | | | | Reports | | | | Finance | | LCIF | |
|--|--------------------------|---------------------------|-------------------|-----------------------------|---------|-------------------------------------|-------------------------|-------------------|----------------------------|-------------------------------|--------------------------------------|---------------------------------------|----------------------------------|--------------------------------|--|---------------------------|--------------------------------------|----------------------------------|--|------|--|
| | | | | | | Times in Status Quo in Past 2 Years | Current Member Count ** | YTD Members Added | YTD Members Dropped | YTD Net Growth% *** | Member Count 1 Year Ago | Dropped Members Avg.Length of Service | Months Since Membership Update | Current Officers Reported **** | Current President Repeated Term | VP Reported ***** | Last Date Reported Service (mm/yyyy) | Account Balance | YTD Donations | | |
| Club Number | Club Name | Charter Date | | | | | | | | | | | | | | | | | | | |
| Exc Award (06/30/2019, 06/30/2020) | | | Active | 20 | 0 | 0 | 0.00% | 21 | 3 | Y | IP | 11/2025 | | | | | | | | | |
| 14996 | STOUFFVILLE | 12/17/1937 | | | | | | | | | | | | | | | | | | | |
| Exc Award (06/30/2023) | | | Active | 57 | 0 | 0 | 0.00% | 56 | 3 | N | None | N | 11/2025 | | | | | | | | |
| 14997 | SUNDERLAND | 09/12/1955 | | | | | | | | | | | | | | | | | | | |
| Exc Award (06/30/2019, 06/30/2023, 06/30/2024) | | | Active | 16 | 0 | 1 | -5.88% | 17 | 7 | 0 | Y | 11 | | 01/2025 | | | | | | | |
| 14774 | THORNHILL DISTRICT | 02/23/1947 | | | | | | | | | | | | | | | | | | | |
| 38446 | UDORA & LEASKDALE L C | 05/23/1980 | Active | 23 | 1 | 1 | 0.00% | 49 | 6 | 1 | Y | | N | 11/2025 | | \$362.20 | | | | | |
| Exc Award (06/30/2016, 06/30/2017, 06/30/2023, 06/30/2024) | | | Active | 10 | 0 | 0 | 0.00% | 10 | 5 | Y | 9 | | 10/2025 | | | | | | | | |
| 29212 | UXBRIDGE & DISTRICT | 04/22/1974 | | | | | | | | | | | | | | | | | | | |
| Exc Award (06/30/2017) | | | Active | 18 | 1 | 0 | 5.88% | 17 | 3 | Y | | R | 05/2025 | | \$728.30 | | | | | | |
| 110880 | VICTORIA MARKHAM SQUARE | 05/02/2011 | | | | | | | | | | | | | | | | | | | |
| Exc Award (06/30/2018, 06/30/2024) | | | Active | 24 | 1 | 0 | 4.35% | 25 | 2 | Y | | N | 11/2025 | | | | | | | | |
| 15004 | WOODVILLE & DISTRICT L C | 04/18/1968 | | | | | | | | | | | | | | | | | | | |
| Exc Award (06/30/2017) | | | Active | 15 | 2 | 2 | 0.00% | 14 | 2 | 4 | Y | 4 | N | 10/2025 | | | | | | | |
| 153318 | York Region GRACE | 01/05/2023 | | | | | | | | | | | | | | | | | | | |
| Current Total Clubs Count | YTD New Clubs Count | YTD Cancelled Clubs Count | YTD Net Club Gain | Current Total Members Count | YTD Add | YTD Drop | YTD Net Growth | YTD Net Growth % | Member Count 12 Months Ago | Average Member Count Per Club | % of Clubs with less than 20 members | % No Officer Report in 12 Months | % of Clubs with balance 90+ days | Number of Clubs in Status Quo | % Status Quo Clubs in Financial Suspension | Number of Cancelled Clubs | Average Cancelled Club Age | Members Lost Due to Cancellation | % of Clubs Cancelled for Non-Financial Reasons | | |
| 55 | 0 | 1 | -1 | 1,198 | 52 | 47 | 5 | 0.42% | 1,167 | 22 | 45% | 0% | 9% | 1 | 100% | 1 | 58 | 5 | 100% | | |

* - P - Priority Club. Cancellation Reasons: 1-Objectives/conduct, 2-Non-active club, 5-Non-existing club, 6-Disbanding, 7-Merger, 8-Financial Suspension, 9-District/Multiple District Dues.

** Red denotes below 15 active members.

*** Red denotes 20% + loss.

**** Y - all 3 (President, Secretary, Treasurer) club officers reported, N - not all 3 reported.

***** Abbreviation: N-New, IP-Immediate Past, R-Repeat.




Club Health Assessment for District N 1 through November 2025

| | | | Status | Membership | | | | | Reports | | | | Finance | | LCIF | |
|------------------------------------|------------------------------|--------------|-------------------------------------|-------------------------|-------------------|---------------------|---------------------|-------------------------|---------------------------------------|--------------------------------|--------------------------------|---------------------------------|-------------------|--------------------------------------|-----------------|---------------|
| Club Number | Club Name | Charter Date | Times in Status Quo in Past 2 Years | Current Member Count ** | YTD Members Added | YTD Members Dropped | YTD Net Growth% *** | Member Count 1 Year Ago | Dropped Members Avg.Length of Service | Months Since Membership Update | Current Officers Reported **** | Current President Repeated Term | VP Reported ***** | Last Date Reported Service (mm/yyyy) | Account Balance | YTD Donations |
| Clubs less than two years old | | | | | | | | | | | | | | | | |
| 180461 | Sunbury-York South | 02/13/2025 | Active | 25 | 1 | 0 | 4.17% | 0 | | 3 | Y | 2 | R | 10/2025 | | \$28.72 |
| Clubs more than two years old | | | | | | | | | | | | | | | | |
| 13737 | ALBERTON | 12/06/1966 | Active | 15 | 0 | 0 | 0.00% | 13 | | 5 | N | | N | 11/2025 | | |
| 13696 | BARKERS POINT NORTHSIDE | 07/09/1957 | Active | 5 | 0 | 0 | 0.00% | 5 | | 5 | Y | 6 | | 01/2025 | | |
| 34518 | BATH | 10/18/1977 | Active | 24 | 0 | 3 | -11.11% | 24 | 10 | 0 | Y | 2 | R | 11/2025 | | |
| 13738 | BELFAST | 01/14/1974 | Active | 18 | 0 | 0 | 0.00% | 15 | | 5 | Y | | | 11/2024 | | |
| 45408 | BOIESTOWN UPPER MIRAMICHI | 10/21/1985 | Active | 23 | 0 | 0 | 0.00% | 19 | | 6 | Y | 2 | N | 11/2025 | | |
| 13698 | BOUCTOUCHE | 05/21/1965 | Active | 11 | 0 | 0 | 0.00% | 11 | | 7 | Y | | N | 11/2025 | | |
| 45889 | BURTON | 03/20/1986 | Active | 28 | 0 | 1 | -3.45% | 30 | 1 | 0 | Y | | N | 09/2025 | | |
| 30588 | BURTT'S CORNER | 04/16/1975 | Active | 25 | 0 | 4 | -13.79% | 29 | 41 | 2 | Y | | N | 10/2025 | | |
| 30173 | CAMPBELLTON | 01/21/1975 | Active | 20 | 3 | 1 | 11.11% | 22 | 26 | 0 | Y | | N | 11/2024 | | \$14.36 |
| 13701 | CHIPMAN MINTO L C | 05/12/1966 | Active | 10 | 0 | 0 | 0.00% | 10 | | 5 | Y | 15 | R | 02/2024 | | |
| 13741 | CORNWALL | 01/22/1968 | Active | 7 | 0 | 0 | 0.00% | 7 | | 41 | Y | 3 | | 01/2017 | | |
| 30264 | CYMBRIA | 02/26/1975 | Active | 58 | 3 | 1 | 3.57% | 51 | 26 | 0 | Y | | R | 11/2025 | | |
| 13702 | DALHOUSIE | 03/01/1965 | Active | 17 | 0 | 0 | 0.00% | 16 | | 0 | Y | | N | 05/2025 | | \$28.72 |
| 46710 | DOUGLASTOWN | 12/15/1986 | Active | 6 | 0 | 0 | 0.00% | 8 | | 8 | Y | | R | 10/2025 | | |
| 41015 | EAST ROYALTY | 03/19/1982 | Active | 15 | 0 | 0 | 0.00% | 15 | | 17 | Y | 2 | R | 02/2025 | | |
| 29367 | EASTERN CHARLOTTE | 05/29/1974 | Active | 24 | 0 | 0 | 0.00% | 21 | | 4 | Y | | N | 11/2025 | | |
| 44834 | FORT AUGUSTUS | 04/02/1985 | Active | 17 | 0 | 0 | 0.00% | 18 | | 9 | Y | 2 | | 03/2025 | | |
| 13703 | FREDERICTON | 11/29/1950 | Active | 17 | 0 | 0 | 0.00% | 21 | | 5 | Y | | IP | 11/2025 | | \$1,000.00 |
| 13704 | GEARY | 07/19/1969 | Active | 21 | 1 | 1 | 0.00% | 21 | 6 | 0 | Y | | N | 11/2025 | | \$194.76 |
| Exc Award (06/30/2018, 06/30/2022) | | | | | | | | | | | | | | | | |
| 41335 | GRAND WASHADEMOAK | 05/18/1982 | Active | 22 | 7 | 0 | 46.67% | 12 | | 2 | Y | 3 | R | 03/2024 | | |
| 45324 | HAMPTON | 08/13/1985 | Active | 26 | 3 | 0 | 13.04% | 24 | | 1 | Y | | N | 11/2025 | | \$301.58 |
| 13707 | HARVEY STATION | 08/04/1968 | Active | 17 | 0 | 0 | 0.00% | 20 | | 5 | Y | | N | 11/2025 | | \$143.09 |
| Exc Award (06/30/2018) | | | | | | | | | | | | | | | | |



Club Health Assessment for District N 1 through November 2025

|  | | | Status | Membership | | | | | | Reports | | | | Finance | LCIF | |
|--|-----------------------------------|--------------|-------------------------------------|-------------------------|-------------------|---------------------|---------------------|-------------------------|---------------------------------------|--------------------------------|--------------------------------|---------------------------------|-------------------|--------------------------------------|-----------------|---------------|
| Club Number | Club Name | Charter Date | Times in Status Quo in Past 2 Years | Current Member Count ** | YTD Members Added | YTD Members Dropped | YTD Net Growth% *** | Member Count 1 Year Ago | Dropped Members Avg.Length of Service | Months Since Membership Update | Current Officers Reported **** | Current President Repeated Term | VP Reported ***** | Last Date Reported Service (mm/yyyy) | Account Balance | YTD Donations |
| 13708 | HAVELOCK | 09/24/1953 | Active | 9 | 0 | 0 | 0.00% | 9 | | 19 | Y | 4 | R | 06/2025 | | \$14.36 |
| 13715 | HUMPHREY LEWISVILLE SUNNY BRAE | 04/19/1971 | Active | 23 | 0 | 0 | 0.00% | 24 | | 4 | Y | 2 | N | 11/2025 | | |
| 13744 | HUNTER RIVER | 03/06/1973 | Active | 14 | 3 | 5 | -12.50% | 16 | 31 | 0 | Y | 2 | | 11/2025 | | |
| 40426 | JEMSEG | 10/14/1981 | Active | 16 | 0 | 0 | 0.00% | 16 | | 19 | Y | | N | 10/2025 | | |
| 13711 | KENNEBECASIS | 10/25/1959 | Active | 19 | 0 | 0 | 0.00% | 18 | | 2 | Y | 3 | R | 11/2025 | | |
| 13745 | KENSINGTON | 10/29/1954 | Active | 20 | 3 | 0 | 17.65% | 17 | | 2 | Y | | N | 10/2025 | | |
| 49412 | LAKEVILLE | 04/19/1989 | Active | 4 | 0 | 1 | -20.00% | 4 | 1 | 2 | N | 21 | | 10/2025 | | |
| 54686 | MALPEQUE BAY AREA | 06/30/1993 | Active | 6 | 0 | 0 | 0.00% | 7 | | 2 | Y | 4 | | 06/2023 | | |
| 29528 | MC ADAM | 06/28/1974 | Active | 30 | 0 | 0 | 0.00% | 31 | | 5 | Y | | N | 11/2025 | | |
| 37424 | MILLIDGEVILLE-NORTH END L C | 07/13/1979 | Active | 16 | 0 | 0 | 0.00% | 16 | | 8 | Y | | N | 11/2025 | | |
| 13714 | MONCTON | 04/06/1949 | Active | 23 | 0 | 1 | -4.17% | 22 | 2 | 1 | Y | | N | 07/2025 | | \$1,708.34 |
| Exc Award (06/30/2025) | | | | | | | | | | | | | | | | |
| 13746 | MONTAGUE | 05/16/1968 | Active | 7 | 1 | 0 | 16.67% | 8 | | 1 | Y | 3 | | 11/2022 | | \$758.54 |
| 13747 | MORELL | 11/10/1969 | Active | 15 | 0 | 0 | 0.00% | 15 | | 18 | Y | 3 | | 12/2017 | | |
| 142382 | Mount Stewart | 08/18/2020 | Active(1) | 12 | 0 | 0 | 0.00% | 12 | | 19 | Y | 2 | | 10/2025 | | |
| 13716 | NACKAWIC | 10/22/1970 | Active | 29 | 0 | 0 | 0.00% | 22 | | 5 | Y | 2 | R | 11/2025 | | |
| 13717 | NASHWAAKSIS | 03/22/1966 | Active | 51 | 0 | 4 | -7.27% | 56 | 35 | 0 | Y | | N | 10/2025 | | |
| 46540 | NEW MARYLAND | 09/16/1986 | Active | 20 | 1 | 0 | 5.26% | 20 | | 0 | Y | | R | 11/2025 | | |
| 13718 | NEWCASTLE | 02/11/1965 | Active | 18 | 1 | 2 | -5.26% | 21 | 47 | 0 | N | | | 11/2025 | | |
| 32080 | NORTH & SOUTH ESK L C | 04/22/1976 | Active | 10 | 0 | 2 | -16.67% | 10 | 12 | 1 | Y | | | 09/2018 | | |
| 13750 | NORTH RUSTICO | 11/07/1966 | Active | 19 | 1 | 0 | 5.56% | 18 | | 1 | Y | | N | 11/2025 | | |
| 13751 | OLEARY | 08/28/1962 | Active | 19 | 2 | 0 | 11.76% | 19 | | 5 | Y | | N | 11/2025 | | |
| 13752 | PARKDALE SHERWOOD L C | 07/25/1960 | Active | 43 | 2 | 1 | 2.38% | 41 | 49 | 0 | Y | | N | 11/2025 | | \$43.03 |
| 77933 | PICKWAUKET | 12/10/2003 | Active | 6 | 0 | 0 | 0.00% | 12 | | 4 | Y | 2 | R | 11/2025 | | \$83.04 |
| Exc Award (06/30/2021) | | | | | | | | | | | | | | | | |
| 143088 | Pokeshaw & Black Rock Club | 12/01/2020 | Active | 30 | 0 | 0 | 0.00% | 30 | | 6 | Y | 6 | N | | 90+ Days | |
| 13709 | QUISPAMSIS ISLAND VIEW | 12/18/1973 | Active | 14 | 0 | 2 | -12.50% | 16 | 26 | 2 | Y | 2 | N | 11/2025 | | |
| 13721 | REXTON | 03/15/1962 | Active | 45 | 3 | 5 | -4.26% | 39 | 8 | 0 | Y | | | 10/2025 | | |



Club Health Assessment for District N 1 through November 2025


| | | | Status | Membership | | | | | | Reports | | | | Finance | LCIF | |
|-------------|---------------------------|--------------|-------------------------------------|-------------------------|-------------------|---------------------|---------------------|-------------------------|---------------------------------------|--------------------------------|--------------------------------|---------------------------------|-------------------|--------------------------------------|-----------------|---------------|
| Club Number | Club Name | Charter Date | Times in Status Quo in Past 2 Years | Current Member Count ** | YTD Members Added | YTD Members Dropped | YTD Net Growth% *** | Member Count 1 Year Ago | Dropped Members Avg.Length of Service | Months Since Membership Update | Current Officers Reported **** | Current President Repeated Term | VP Reported ***** | Last Date Reported Service (mm/yyyy) | Account Balance | YTD Donations |
| 13723 | RIVER VALLEY L C | 05/03/1967 | Active | 9 | 2 | 2 | 0.00% | 12 | 26 | 0 | N | None | R | 11/2025 | | \$14.36 |
| 13724 | RIVERVIEW | 03/04/1960 | Active | 71 | 3 | 6 | -4.05% | 69 | 12 | 1 | Y | | N | 09/2025 | | \$28.72 |
| | Exc Award (06/30/2017) | | | | | | | | | | | | | | | |
| 13730 | SALISBURY | 07/27/1953 | Active | 43 | 0 | 2 | -4.44% | 44 | 1 | 1 | Y | 2 | N | 10/2025 | | \$2,017.74 |
| 13731 | SHEDIAC | 10/04/1961 | Active | 8 | 0 | 1 | -11.11% | 9 | 2 | 0 | Y | 2 | R | 11/2025 | | |
| 46023 | SHIPPAGAN | 04/22/1986 | Active | 23 | 0 | 13 | -36.11% | 36 | 17 | 0 | Y | 10 | | 01/2015 | | \$14.36 |
| 13734 | SIMONDS | 04/19/1963 | Active | 17 | 0 | 2 | -10.53% | 22 | 10 | 0 | Y | | N | 11/2025 | | \$2,078.31 |
| 13755 | SOURIS | 07/27/1955 | Active | 34 | 1 | 1 | 0.00% | 33 | 21 | 0 | Y | | | 10/2025 | | |
| 13753 | ST ELEANORS | 04/11/1961 | Active | 33 | 13 | 0 | 65.00% | 22 | | 0 | Y | | N | 11/2025 | | |
| 33675 | ST MARTINS & DISTRICT L C | 04/08/1977 | Active | 11 | 0 | 0 | 0.00% | 11 | | 1 | Y | 7 | N | 10/2025 | | |
| 13729 | ST STEPHEN MILLTOWN | 11/12/1958 | Active | 11 | 0 | 0 | 0.00% | 11 | | 19 | Y | | | 11/2017 | | |
| 30046 | STRATFORD AND AREA INC | 12/23/1974 | Active | 24 | 2 | 2 | 0.00% | 24 | 1 | 0 | Y | | N | 10/2025 | | \$14.36 |
| 13756 | SUMMERSIDE | 10/12/1954 | Active | 15 | 2 | 1 | 7.14% | 17 | 7 | 0 | Y | | N | 11/2025 | | |
| 13735 | SUSSEX | 08/13/1953 | Active | 14 | 0 | 2 | -12.50% | 20 | 25 | 2 | Y | 2 | N | 01/2025 | | |
| 13720 | TOBIQUE L C | 09/11/1969 | Active | 15 | 1 | 0 | 7.14% | 14 | | 1 | Y | 2 | | 11/2025 | | |
| 33326 | TRACADIE | 02/11/1977 | Active | 23 | 1 | 0 | 4.55% | 22 | | 0 | Y | | N | 08/2025 | | |
| 39353 | UPPER GAGETOWN RIVER ROAD | 01/28/1981 | Active | 5 | 0 | 0 | 0.00% | 10 | | 6 | Y | 2 | | 05/2025 | | |
| 39809 | UPPER NASHWAAK L C | 04/23/1981 | Active | 11 | 0 | 0 | 0.00% | 10 | | 6 | Y | 10 | R | 11/2025 | | |
| 13757 | VERNON RIVER | 04/18/1972 | Active | 11 | 0 | 0 | 0.00% | 11 | | 5 | Y | | N | 10/2025 | | |
| 13758 | WINSLOE | 04/28/1972 | Active | 29 | 0 | 0 | 0.00% | 30 | | 3 | Y | | N | 08/2025 | | |
| | Exc Award (06/30/2016) | | | | | | | | | | | | | | | |

Clubs Cancelled Previous Fiscal Year – Clubs Cancelled within last 12 months may be reinstated

| Club Number | Club Name | Charter Date | Current Status* | Cancellation Date |
|-------------|---------------|--------------|-----------------|-------------------|
| 39871 | DORCHESTER | 05/13/1981 | Cancelled(6*) | 08/29/2024 |
| 30509 | MAGNETIC HILL | 04/07/1975 | Cancelled(8*) | 06/29/2025 |



Club Health Assessment for District N 1 through November 2025

| <div>Club NumberClub NameCharter Date</div> | | | | | | Status | | Membership | | | | | Reports | | | | Finance | | LCIF |
|---|---------------------|---------------------------|-------------------|-----------------------------|---------|-------------------------------------|-------------------------|----------------------------|-------------------------------|--------------------------------------|----------------------------------|---------------------------------------|--------------------------------|--|---------------------------------|----------------------------|--------------------------------------|--|---------------|
| | | | | | | Times in Status Quo in Past 2 Years | Current Member Count ** | YTD Members Added | YTD Members Dropped | YTD Net Growth*** | Member Count 1 Year Ago | Dropped Members Avg.Length of Service | Months Since Membership Update | Current Officers Reported **** | Current President Repeated Term | VP Reported ***** | Last Date Reported Service (mm/yyyy) | Account Balance | YTD Donations |
| Current Total Clubs Count | YTD New Clubs Count | YTD Cancelled Clubs Count | YTD Net Club Gain | Current Total Members Count | YTD Add | YTD Drop | YTD Net Growth | Member Count 12 Months Ago | Average Member Count Per Club | % of Clubs with less than 20 members | % No Officer Report in 12 Months | % of Clubs with balance 90+ days | Number of Clubs in Status Quo | % Status Quo Clubs in Financial Suspension | Number of Cancelled Clubs | Average Cancelled Club Age | Members Lost Due to Cancellation | % of Clubs Cancelled for Non-Financial Reasons | |
| 68 | 0 | 0 | 0 | 1,376 | 60 | 66 | -6 | -0.43% | 1,358 | 20 | 57% | 0% | 1% | 0 | 0% | 0 | 0 | 0% | |

* - P - Priority Club. Cancellation Reasons: 1-Objectives/conduct, 2-Non-active club, 5-Non-existing club, 6-Disbanding, 7-Merger, 8-Financial Suspension, 9-District/Multiple District Dues.

** Red denotes below 15 active members.

*** Red denotes 20% + loss.

**** Y - all 3 (President, Secretary, Treasurer) club officers reported, N - not all 3 reported.

***** Abbreviation: N-New, IP-Immediate Past, R-Repeat.



Club Health Assessment for District N 2 through November 2025

| | | | Status | Membership | | | | | | Reports | | | | Finance | | LCIF |
|-------------------------------|--|--------------|-------------------------------------|-------------------------|-------------------|---------------------|---------------------|-------------------------|---------------------------------------|--------------------------------|--------------------------------|---------------------------------|-------------------|--------------------------------------|-----------------|---------------|
| Club Number | Club Name | Charter Date | Times in Status Quo in Past 2 Years | Current Member Count ** | YTD Members Added | YTD Members Dropped | YTD Net Growth% *** | Member Count 1 Year Ago | Dropped Members Avg.Length of Service | Months Since Membership Update | Current Officers Reported **** | Current President Repeated Term | VP Reported ***** | Last Date Reported Service (mm/yyyy) | Account Balance | YTD Donations |
| Clubs more than two years old | | | | | | | | | | | | | | | | |
| 13759 | AMHERST | 11/20/1954 | Active | 42 | 2 | 3 | -2.33% | 44 | 16 | 0 | Y | | R | 11/2025 | | \$451.87 |
| | Exc Award (06/30/2020) | | | | | | | | | | | | | | | |
| 13760 | ANNAPOLIS ROYAL | 05/06/1957 | Active | 12 | 0 | 0 | 0.00% | 12 | | 6 | Y | 3 | N | 10/2025 | | |
| | Exc Award (06/30/2016, 06/30/2018) | | | | | | | | | | | | | | | |
| 13761 | ANTIGONISH | 10/22/1962 | Active | 27 | 3 | 5 | -6.90% | 29 | 11 | 0 | Y | | N | 11/2025 | | |
| 13762 | ARMDALE FAIRVIEW ROCK | 11/23/1955 | Active | 9 | 0 | 0 | 0.00% | 10 | | 6 | Y | 7 | N | 11/2025 | | \$64.43 |
| 13763 | AYLESFORD DISTRICT | 11/28/1967 | Active | 25 | 3 | 0 | 13.64% | 19 | | 0 | Y | 3 | R | 12/2024 | | |
| 13764 | BADDECK | 05/30/1951 | Active | 47 | 1 | 1 | 0.00% | 47 | 21 | 0 | Y | | R | 11/2025 | | |
| 13765 | BARRINGTON AREA | 11/28/1962 | Active | 43 | 2 | 2 | 0.00% | 43 | 9 | 0 | Y | | N | 11/2025 | 90+ Days | |
| 87908 | BEAVER BANK KINSAC | 04/27/2005 | Active | 39 | 1 | 0 | 2.63% | 45 | | 4 | Y | | N | 11/2025 | | \$180.74 |
| 13766 | BEDFORD | 01/23/1946 | Active | 34 | 2 | 5 | -8.11% | 41 | 6 | 0 | Y | 2 | N | 01/2025 | | |
| | Exc Award (06/30/2016, 06/30/2017, 06/30/2023, 06/30/2024) | | | | | | | | | | | | | | | |
| 13767 | BERWICK | 02/06/1961 | Active | 58 | 7 | 8 | -1.69% | 57 | 14 | 0 | Y | 2 | N | 09/2023 | | |
| 13768 | BRIDGETOWN | 08/29/1955 | Active | 15 | 2 | 1 | 7.14% | 14 | 2 | 0 | Y | 2 | N | 10/2025 | | |
| 13769 | BRIDGEWATER AND AREA | 09/19/1955 | Active | 15 | 0 | 2 | -11.76% | 20 | 9 | 0 | Y | 3 | R | 06/2025 | | \$93.81 |
| | Exc Award (06/30/2018) | | | | | | | | | | | | | | | |
| 33174 | CABOT TRAIL L C | 12/31/1976 | Active | 11 | 0 | 0 | 0.00% | 14 | | 4 | Y | 2 | | 03/2025 | | |
| 13770 | CANNING DISTRICT L C | 10/30/1969 | Active | 35 | 0 | 1 | -2.78% | 34 | 1 | 1 | Y | | | 11/2025 | 90+ Days | |
| 13771 | CANSO | 04/25/1968 | Active | 38 | 4 | 7 | -7.32% | 41 | 5 | 0 | Y | | N | 11/2025 | 90+ Days | |
| 61040 | CHESTER BASIN-NEW ROSS-CHESTER | 07/22/1998 | Active | 15 | 0 | 0 | 0.00% | 14 | | 5 | Y | 3 | N | 11/2025 | | |
| 44360 | CHEZZETCOOK & DISTRICT | 11/26/1984 | Active | 30 | 1 | 1 | 0.00% | 30 | 5 | 0 | Y | | N | 11/2025 | | |
| | Exc Award (06/30/2023) | | | | | | | | | | | | | | | |
| 38596 | COLDBROOK & DIST L C | 06/16/1980 | Active | 37 | 2 | 1 | 2.78% | 36 | 18 | 0 | Y | | N | 08/2025 | | |
| 13772 | DARTMOUTH | 10/25/1945 | Active | 14 | 3 | 2 | 7.69% | 14 | 0 | 0 | Y | | N | 10/2025 | | |
| | Exc Award (06/30/2017) | | | | | | | | | | | | | | | |
| 43349 | DEEPBROOK WALDEC | 01/31/1984 | Active | 26 | 8 | 3 | 23.81% | 23 | 7 | 1 | Y | 3 | | 10/2025 | | |
| | Exc Award (06/30/2017) | | | | | | | | | | | | | | | |
| 105843 | DIGBY AND AREA | 06/19/2009 | Active | 13 | 0 | 0 | 0.00% | 13 | | 7 | Y | 2 | N | 11/2025 | | |




Club Health Assessment for District N 2 through November 2025

| | | | Status | Membership | | | | | | Reports | | | | Finance | | LCIF |
|-------------|--|--------------|-------------------------------------|-------------------------|-------------------|---------------------|---------------------|-------------------------|---------------------------------------|--------------------------------|--------------------------------|---------------------------------|-------------------|--------------------------------------|-----------------|---------------|
| Club Number | Club Name | Charter Date | Times in Status Quo in Past 2 Years | Current Member Count ** | YTD Members Added | YTD Members Dropped | YTD Net Growth% *** | Member Count 1 Year Ago | Dropped Members Avg.Length of Service | Months Since Membership Update | Current Officers Reported **** | Current President Repeated Term | VP Reported ***** | Last Date Reported Service (mm/yyyy) | Account Balance | YTD Donations |
| 13774 | EASTERN PASSAGE COW BAY Exc Award (06/30/2018, 06/30/2019) | 03/07/1972 | Active | 32 | 0 | 8 | -20.00% | 48 | 8 | 2 | Y | 2 | N | 09/2025 | | |
| 13775 | ENFIELD/ELMSDALE & DISTRICT | 07/31/1972 | Active | 20 | 0 | 0 | 0.00% | 17 | | 1 | Y | | N | 10/2025 | | |
| 46293 | FALL RIVER & RIVERLAKE DIST | 06/13/1986 | Active | 17 | 0 | 0 | 0.00% | 18 | | 5 | Y | 10 | N | 06/2024 | | |
| 46024 | GLACE BAY | 04/01/1986 | Active | 9 | 0 | 0 | 0.00% | 11 | | 5 | Y | | R | 12/2024 | | |
| 43227 | HANTSPORT & DISTRICT L C Exc Award (06/30/2016, 06/30/2022) | 12/27/1983 | Cancelled(6*) | 0 | 3 | 18 | -100.00% | 16 | 28 | 1 | N | None | | 01/2025 | | |
| 13777 | HUBBARDS AREA L C | 06/08/1973 | Active | 20 | 2 | 4 | -9.09% | 22 | 7 | 0 | Y | 2 | R | 09/2019 | | |
| 13779 | KENTVILLE | 01/17/1949 | Active | 14 | 1 | 0 | 7.69% | 11 | | 2 | Y | | N | 11/2024 | | |
| 13780 | KINGSTON Exc Award (06/30/2016, 06/30/2019, 06/30/2023, 06/30/2024) | 02/14/1961 | Active | 75 | 6 | 2 | 5.63% | 80 | 2 | 0 | Y | | | 11/2025 | | |
| 35733 | LAKE ECHO AND AREA | 06/30/1978 | Active | 35 | 1 | 1 | 0.00% | 33 | 4 | 1 | Y | | N | 07/2025 | | |
| 45102 | LAWRENCETOWN & DISTRICT Exc Award (06/30/2017) | 06/27/1985 | Active | 15 | 1 | 1 | 0.00% | 18 | 6 | 0 | Y | 2 | R | 11/2025 | | |
| 13781 | LIVERPOOL | 04/13/1964 | Active | 16 | 0 | 0 | 0.00% | 18 | | 6 | N | None | | 08/2019 | 90+ Days | \$119.04 |
| 36114 | LOCKEPORT | 10/30/1978 | Active | 1 | 0 | 5 | -83.33% | 6 | 12 | 1 | N | None | | 06/2019 | | |
| 13783 | LOUISDALE | 04/17/1969 | Active | 19 | 0 | 0 | 0.00% | 19 | | 4 | N | 5 | | 11/2019 | | |
| 13786 | MIDDLETON | 11/08/1945 | Active | 18 | 0 | 0 | 0.00% | 19 | | 5 | Y | | N | 11/2025 | | |
| 30236 | MILFORD & DISTRICT | 02/10/1975 | Active | 22 | 0 | 0 | 0.00% | 20 | | 5 | Y | | N | 10/2025 | | |
| 40729 | MUSQUODOBOIT HARBOUR & DIST Exc Award (06/30/2024) | 01/20/1982 | Active | 37 | 1 | 5 | -9.76% | 38 | 12 | 0 | Y | 2 | R | 11/2025 | | |
| 13787 | MUSQUODOBOIT VALLEY L C | 02/07/1973 | Active | 18 | 0 | 0 | 0.00% | 19 | | 5 | Y | 2 | R | 01/2025 | | |
| 44835 | NEW GERMANY & AREA Exc Award (06/30/2016, 06/30/2018) | 04/23/1985 | Active | 33 | 3 | 1 | 6.45% | 28 | 6 | 0 | Y | 3 | N | 11/2025 | | |
| 13790 | NEW WATERFORD | 04/25/1948 | Active | 5 | 0 | 0 | 0.00% | 5 | | 4 | Y | 2 | | | | |
| 150192 | Nova Scotia Cyber Exc Award (06/30/2022) | 03/17/2022 | Status Quo(1) | 9 | 0 | 1 | -10.00% | 12 | 2 | 1 | Y | | | 07/2025 | | |
| 13791 | OXFORD AREA | 09/04/1959 | Active | 10 | 0 | 0 | 0.00% | 10 | | 15 | Y | 2 | | 03/2024 | | |



Club Health Assessment for District N 2 through November 2025

|  | | | Status | Membership | | | | | | Reports | | | | Finance | LCIF | |
|--|--------------------------|--------------|-------------------------------------|-------------------------|-------------------|---------------------|---------------------|-------------------------|---------------------------------------|--------------------------------|--------------------------------|---------------------------------|-------------------|--------------------------------------|-----------------|---------------|
| Club Number | Club Name | Charter Date | Times in Status Quo in Past 2 Years | Current Member Count ** | YTD Members Added | YTD Members Dropped | YTD Net Growth% *** | Member Count 1 Year Ago | Dropped Members Avg.Length of Service | Months Since Membership Update | Current Officers Reported **** | Current President Repeated Term | VP Reported ***** | Last Date Reported Service (mm/yyyy) | Account Balance | YTD Donations |
| 13792 | PARRSBORO | 05/07/1946 | Active | 25 | 0 | 5 | -16.67% | 34 | 4 | 0 | Y | | N | 12/2023 | \$28.67 | |
| 13793 | PICTOU AND AREA | 08/30/1951 | Active | 19 | 2 | 0 | 11.76% | 15 | | 0 | Y | | N | 11/2025 | | |
| 13795 | PORT WILLIAMS & DISTRICT | 02/26/1970 | Active | 27 | 1 | 0 | 3.85% | 28 | | 0 | Y | 3 | N | 10/2024 | | |
| 33534 | PRESTON & AREA | 03/22/1977 | Active | 11 | 0 | 2 | -15.38% | 14 | 45 | 0 | Y | 3 | | 09/2024 | | |
| 36887 | PUBNICO AREA L C | 04/23/1979 | Active | 18 | 1 | 0 | 5.88% | 13 | | 1 | Y | | R | 07/2024 | | |
| 13797 | RIVER JOHN & DISTRICT | 01/30/1970 | Active | 18 | 1 | 4 | -14.29% | 20 | 9 | 0 | Y | 2 | R | 11/2025 | | |
| 97417 | RIVERPORT AND DISTRICT | 06/28/2006 | Active | 12 | 0 | 0 | 0.00% | 13 | | 7 | Y | | N | 12/2023 | | |
| 13798 | SACKVILLE NS | 02/16/1970 | Active | 46 | 5 | 2 | 6.98% | 37 | 33 | 3 | Y | | N | 11/2025 | | |
| 13801 | SHEET HARBOUR | 12/17/1947 | Active | 39 | 1 | 1 | 0.00% | 41 | 2 | 1 | Y | 3 | N | 09/2025 | | |
| 13802 | SHELBURNE | 04/06/1963 | Active | 26 | 5 | 3 | 8.33% | 20 | 1 | 2 | Y | 7 | R | 10/2025 | | |
| 13803 | SHUBENACADIE | 11/04/1946 | Active | 9 | 0 | 0 | 0.00% | 12 | | 1 | Y | 2 | | 08/2025 | 90+ Days | |
| 115117 | SPRINGHILL AND AREA | 09/22/2011 | Active | 10 | 2 | 0 | 25.00% | 8 | | 2 | N | None | N | 11/2025 | | |
| Exc Award (06/30/2017) | | | | | | | | | | | | | | | | |
| 13805 | SPRYFIELD | 03/19/1957 | Active | 20 | 0 | 0 | 0.00% | 17 | | 1 | Y | 6 | R | 10/2025 | | |
| 47484 | ST MARGARET'S BAY | 06/18/1987 | Active | 19 | 0 | 0 | 0.00% | 18 | | 4 | Y | 2 | N | 08/2025 | | |
| 13800 | ST MARYS DISTRICT L C | 01/26/1973 | Active | 32 | 7 | 12 | -13.51% | 37 | 11 | 0 | Y | | N | 11/2025 | | |
| 13799 | ST PETERS | 05/19/1969 | Active | 32 | 0 | 0 | 0.00% | 33 | | 0 | Y | 2 | R | 02/2024 | | |
| 13806 | STELLARTON & AREA | 03/07/1965 | Active | 15 | 0 | 0 | 0.00% | 16 | | 6 | N | 3 | | 10/2025 | | |
| 13807 | SYDNEY | 01/26/1948 | Active | 9 | 0 | 0 | 0.00% | 9 | | 6 | Y | 5 | N | 06/2025 | | |
| 13811 | TRURO & DISTRICT | 02/16/1946 | Active | 18 | 2 | 1 | 5.88% | 17 | 1 | 1 | Y | 2 | N | 10/2025 | | |
| Exc Award (06/30/2023) | | | | | | | | | | | | | | | | |
| 13812 | WHYCOCOMAGH | 12/17/1969 | Active | 4 | 0 | 0 | 0.00% | 4 | | 5 | Y | 8 | R | 11/2025 | \$289.06 | |
| 13813 | WINDSOR & DIST | 05/31/1961 | Active | 9 | 0 | 0 | 0.00% | 10 | | 5 | Y | 2 | | 06/2025 | | |
| Exc Award (06/30/2023) | | | | | | | | | | | | | | | | |
| 13814 | WOLFVILLE & DIST | 06/09/1950 | Active | 32 | 8 | 1 | 28.00% | 26 | 2 | 0 | Y | | N | 10/2025 | | |
| Exc Award (06/30/2019) | | | | | | | | | | | | | | | | |
| 13815 | YARMOUTH | 04/06/1956 | Active | 43 | 1 | 2 | -2.27% | 45 | 11 | 0 | Y | | N | 11/2025 | 90+ Days | \$1,538.09 |



Club Health Assessment for District N 2 through November 2025

| Club Number | Club Name | Charter Date | Status | | Membership | | | | | Reports | | | | Finance | | LCIF | | | |
|--|-----------------------------|---------------------------|-------------------------------------|-----------------------------|-------------------|---------------------|---------------------|-------------------------|---------------------------------------|--------------------------------|--------------------------------------|----------------------------------|----------------------------------|--------------------------------------|--|---------------------------|----------------------------|----------------------------------|--|
| | | | Times in Status Quo in Past 2 Years | Current Member Count ** | YTD Members Added | YTD Members Dropped | YTD Net Growth% *** | Member Count 1 Year Ago | Dropped Members Avg.Length of Service | Months Since Membership Update | Current Officers Reported **** | Current President Repeated Term | VP Reported ***** | Last Date Reported Service (mm/yyyy) | Account Balance | YTD Donations | | | |
| Clubs Cancelled Previous Fiscal Year – Clubs Cancelled within last 12 months may be reinstated | | | | | | | | | | | | | | | | | | | |
| Club Number | Club Name | Charter Date | Current Status* | | Cancellation Date | | | | | | | | | | | | | | |
| 41480 | COLE HARBOUR | 06/07/1982 | Cancelled(6*) | | 03/29/2025 | | | | | | | | | | | | | | |
| 130460 | Dalhousie University Campus | 03/23/2017 | Cancelled(8*) | | 12/30/2024 | | | | | | | | | | | | | | |
| 13785 | METEGHAN | 05/10/1957 | Cancelled(6*) | | 05/29/2025 | | | | | | | | | | | | | | |
| Current Total Clubs Count | YTD New Clubs Count | YTD Cancelled Clubs Count | YTD Net Club Gain | Current Total Members Count | YTD Add | YTD Drop | YTD Net Growth | YTD Net Growth % | Member Count 12 Months Ago | Average Member Count Per Club | % of Clubs with less than 20 members | % No Officer Report in 12 Months | % of Clubs with balance 90+ days | Number of Clubs in Status Quo | % Status Quo Clubs in Financial Suspension | Number of Cancelled Clubs | Average Cancelled Club Age | Members Lost Due to Cancellation | % of Clubs Cancelled for Non-Financial Reasons |
| 64 | 0 | 1 | -1 | 1,503 | 95 | 121 | -26 | -1.70% | 1,555 | 23 | 52% | 2% | 13% | 1 | 100% | 1 | 160 | 18 | 0% |

* - P - Priority Club. Cancellation Reasons: 1-Objectives/conduct, 2-Non-active club, 5-Non-existing club, 6-Disbanding, 7-Merger, 8-Financial Suspension, 9-District/Multiple District Dues.

** Red denotes below 15 active members.

*** Red denotes 20% + loss.

**** Y - all 3 (President, Secretary, Treasurer) club officers reported, N - not all 3 reported.

***** Abbreviation: N-New, IP-Immediate Past, R-Repeat.



Club Health Assessment for District N 3 through November 2025

| | | | Status | | Membership | | | | | Reports | | | | Finance | | LCIF |
|-------------------------------|--|--------------|-------------------------------------|-------------------------|-------------------|---------------------|---------------------|-------------------------|---------------------------------------|--------------------------------|--------------------------------|---------------------------------|-------------------|--------------------------------------|-----------------|---------------|
| Club Number | Club Name | Charter Date | Times in Status Quo in Past 2 Years | Current Member Count ** | YTD Members Added | YTD Members Dropped | YTD Net Growth% *** | Member Count 1 Year Ago | Dropped Members Avg.Length of Service | Months Since Membership Update | Current Officers Reported **** | Current President Repeated Term | VP Reported ***** | Last Date Reported Service (mm/yyyy) | Account Balance | YTD Donations |
| Clubs less than two years old | | | | | | | | | | | | | | | | |
| 156819 | Badger | 01/11/2024 | Active | 21 | 7 | 1 | 40.00% | 17 | 0 | 0 | Y | 3 | | 09/2025 | 90+ Days | |
| 157316 | Grand Falls-Windsor CNA | 02/02/2024 | Status Quo(2) | 1 | 0 | 0 | 0.00% | 20 | | 5 | N | | | | | |
| 157317 | Grand Falls-Windsor Keyin | 02/05/2024 | Cancelled(6*) | 0 | 0 | 0 | 0.00% | 11 | | 5 | N | None | | | | |
| 157197 | MUN Grenfell | 01/29/2024 | P- Active | 0 | 0 | 0 | 0.00% | 27 | | 6 | N | None | | 10/2024 | | |
| Clubs more than two years old | | | | | | | | | | | | | | | | |
| 35358 | ANCHOR POINT Exc Award (06/30/2017) | 04/28/1978 | Active | 21 | 0 | 2 | -8.70% | 25 | 3 | 2 | Y | | N | 11/2025 | | |
| 140425 | Baie Verte Peninsula | 12/11/2019 | Active | 26 | 2 | 2 | 0.00% | 21 | 3 | 0 | Y | 6 | | 11/2025 | | \$357.73 |
| 156093 | Bay St George CNA Campus | 09/22/2023 | Active | 2 | 0 | 0 | 0.00% | 4 | | 5 | Y | 3 | | 10/2025 | | \$3.59 |
| 13821 | BISHOPS FALLS | 04/22/1966 | Active | 42 | 5 | 0 | 13.51% | 35 | | 1 | Y | 2 | N | 09/2025 | | |
| 135380 | Blanc Sablon Centennial | 08/01/2018 | Active | 17 | 1 | 0 | 6.25% | 18 | | 2 | Y | 7 | N | 02/2024 | | |
| 13823 | BOTWOOD Exc Award (06/30/2017, 06/30/2022) | 10/15/1951 | Active | 38 | 1 | 5 | -9.52% | 49 | 2 | 0 | Y | | N | 11/2025 | | \$28.67 |
| 13824 | BUCHANS Exc Award (06/30/2017, 06/30/2018) | 11/18/1960 | Active | 22 | 0 | 4 | -15.38% | 27 | 26 | 0 | Y | | | 03/2025 | | |
| 13825 | BURGEO | 05/19/1972 | Active | 23 | 0 | 0 | 0.00% | 22 | | 2 | Y | | N | 07/2025 | | |
| 13828 | CHANNEL PORT AUX BASQUES Exc Award (06/30/2017, 06/30/2018, 06/30/2024) | 02/02/1951 | Active | 38 | 12 | 4 | 26.67% | 43 | 4 | 0 | Y | 3 | N | 11/2025 | | |
| 130864 | Conne River Aosamijij Miawpukek First Nation | 05/17/2017 | Active | 23 | 4 | 5 | -4.17% | 26 | 6 | 1 | Y | | | 09/2025 | | |
| 13831 | CORNER BROOK Exc Award (06/30/2017, 06/30/2023) | 05/26/1948 | Active | 14 | 0 | 1 | -6.67% | 14 | 3 | 0 | Y | 5 | | 11/2025 | | |
| 36711 | CORNER BROOK CURLING | 03/22/1979 | Active(1) | 23 | 0 | 0 | 0.00% | 23 | | 5 | Y | | R | 04/2025 | | |
| 13832 | DEER LAKE | 07/30/1953 | Active | 17 | 0 | 2 | -10.53% | 17 | 48 | 1 | N | None | | 11/2025 | | |
| 13835 | ENGLISH HARBOUR WEST | 12/21/1973 | Active | 39 | 0 | 0 | 0.00% | 40 | | 5 | Y | | | 10/2025 | | |
| 13836 | FLOWERS COVE | 10/10/1966 | Active | 34 | 2 | 0 | 6.25% | 20 | | 4 | Y | 7 | N | 09/2023 | | \$217.32 |
| 45103 | FORTEAU | 06/18/1985 | Active | 26 | 0 | 3 | -10.34% | 30 | 5 | 1 | Y | | N | 10/2025 | | |
| 137415 | Grand Falls-Windsor | 02/11/2019 | Active | 29 | 4 | 0 | 16.00% | 21 | | 0 | Y | 4 | R | 11/2025 | | \$178.87 |



Club Health Assessment for District N 3 through November 2025

| | | | Status | Membership | | | | | | Reports | | | | Finance | LCIF | |
|--|------------------------|--------------|-------------------------------------|-------------------------|-------------------|---------------------|-------------------|-------------------------|---------------------------------------|--------------------------------|--------------------------------|---------------------------------|-------------------|--------------------------------------|-----------------|---------------|
| Club Number | Club Name | Charter Date | Times in Status Quo in Past 2 Years | Current Member Count ** | YTD Members Added | YTD Members Dropped | YTD Net Growth*** | Member Count 1 Year Ago | Dropped Members Avg.Length of Service | Months Since Membership Update | Current Officers Reported **** | Current President Repeated Term | VP Reported ***** | Last Date Reported Service (mm/yyyy) | Account Balance | YTD Donations |
| 35054 | GREEN ISLAND L C | 02/21/1978 | Active | 21 | 0 | 1 | -4.55% | 24 | 38 | 0 | Y | 7 | R | 10/2025 | | \$597.71 |
| 13843 | HARBOUR BRETON | 11/26/1965 | Active | 39 | 1 | 1 | 0.00% | 35 | 2 | 0 | Y | 3 | | 10/2025 | | |
| 30265 | HERMITAGE | 02/25/1975 | Active | 27 | 3 | 1 | 8.00% | 26 | 8 | 1 | Y | | N | 11/2025 | | |
| 15031 | LABRADOR CITY | 06/13/1961 | Active | 12 | 0 | 1 | -7.69% | 12 | 54 | 0 | Y | 7 | R | 10/2025 | | |
| Exc Award (06/30/2016) | | | | | | | | | | | | | | | | |
| 13846 | LEWISPORTE | 11/23/1951 | Active | 16 | 6 | 1 | 45.45% | 12 | 3 | 1 | Y | 2 | R | 10/2025 | | |
| 47251 | MARYS HARBOUR | 04/29/1987 | Active | 6 | 0 | 0 | 0.00% | 6 | | 19 | Y | 2 | | 03/2024 | | |
| 13849 | MILLTOWN BAIE D'ESPOIR | 05/23/1972 | Active | 52 | 0 | 1 | -1.89% | 51 | 6 | 3 | Y | | R | 10/2025 | | |
| 123558 | NL Green Bay South | 01/06/2015 | Active | 18 | 1 | 0 | 5.88% | 31 | | 2 | Y | | R | 09/2025 | | |
| Exc Award (06/30/2016) | | | | | | | | | | | | | | | | |
| 142135 | NL Sight First | 07/08/2020 | Active(2) | 6 | 1 | 0 | 20.00% | 2 | | 2 | Y | 2 | | 07/2025 | 90+ Days | \$143.09 |
| 13853 | NORRIS POINT | 06/01/1965 | Active | 21 | 2 | 2 | 0.00% | 20 | 10 | 0 | Y | 4 | R | 06/2025 | | |
| Exc Award (06/30/2017, 06/30/2024) | | | | | | | | | | | | | | | | |
| 13855 | PASADENA | 11/20/1965 | Active | 33 | 3 | 3 | 0.00% | 31 | 4 | 0 | Y | 2 | N | 11/2025 | | |
| Exc Award (06/30/2016, 06/30/2017, 06/30/2019, 06/30/2025) | | | | | | | | | | | | | | | | |
| 146488 | Port Hope Simpson | 06/03/2021 | Active | 10 | 0 | 0 | 0.00% | 10 | | 19 | Y | 4 | | 10/2023 | | |
| 28183 | RAMEA | 03/28/1974 | Active | 31 | 0 | 0 | 0.00% | 32 | | 6 | Y | 5 | R | 10/2025 | | |
| Exc Award (06/30/2017) | | | | | | | | | | | | | | | | |
| 35359 | SANDY COVE | 04/14/1978 | Active | 23 | 0 | 0 | 0.00% | 23 | | 12 | Y | | | 02/2024 | | |
| 13864 | SPRINGDALE | 05/20/1953 | Active | 31 | 0 | 0 | 0.00% | 31 | | 8 | Y | 2 | | 10/2025 | | |
| 30589 | ST ALBANS | 04/11/1975 | Active | 28 | 1 | 3 | -6.67% | 33 | 24 | 0 | Y | 2 | N | 12/2023 | | \$1,003.38 |
| 13858 | ST ANTHONY | 09/19/1963 | Active | 11 | 0 | 0 | 0.00% | 15 | | 8 | Y | 3 | | 11/2025 | | |
| 13865 | STEPHENVILLE | 11/11/1952 | Active | 40 | 3 | 1 | 5.26% | 41 | 16 | 0 | Y | 2 | R | 10/2025 | | |
| Exc Award (06/30/2017, 06/30/2018) | | | | | | | | | | | | | | | | |
| 13863 | STEPHENVILLE CROSSING | 06/21/1956 | Active | 10 | 0 | 1 | -9.09% | 13 | 3 | 2 | Y | | IP | 06/2025 | | |
| Exc Award (06/30/2017) | | | | | | | | | | | | | | | | |
| 44836 | SUMMERSIDE | 04/09/1985 | Active | 14 | 1 | 0 | 7.69% | 14 | | 2 | Y | 3 | R | 12/2024 | | |
| Exc Award (06/30/2019) | | | | | | | | | | | | | | | | |
| 30356 | THREE RIVERS | 03/19/1975 | Active | 30 | 1 | 0 | 3.45% | 30 | | 0 | Y | | N | 07/2025 | | |
| Exc Award (06/30/2017) | | | | | | | | | | | | | | | | |



Club Health Assessment for District N 3 through November 2025

INTERNATIONAL

| Club Number | Club Name | Charter Date | Status | Membership | | | | | | Reports | | | | Finance | LCIF | |
|-------------|--|--------------|-------------------------------------|-------------------------|-------------------|---------------------|-------------------|-------------------------|---------------------------------------|--------------------------------|--------------------------------|---------------------------------|-------------------|--------------------------------------|-----------------|---------------|
| | | | Times in Status Quo in Past 2 Years | Current Member Count ** | YTD Members Added | YTD Members Dropped | YTD Net Growth*** | Member Count 1 Year Ago | Dropped Members Avg.Length of Service | Months Since Membership Update | Current Officers Reported **** | Current President Repeated Term | VP Reported ***** | Last Date Reported Service (mm/yyyy) | Account Balance | YTD Donations |
| 35552 | TROUT RIVER | 05/15/1978 | Active | 29 | 0 | 0 | 0.00% | 27 | | 7 | Y | 3 | | 04/2025 | | |
| 13868 | TWILLINGATE | 05/26/1953 | Active | 31 | 0 | 0 | 0.00% | 33 | | 5 | Y | 2 | N | 11/2025 | | |
| | Exc Award (06/30/2016, 06/30/2017, 06/30/2018) | | | | | | | | | | | | | | | |
| 13869 | UNITED TOWNS L C | 08/21/1973 | Active | 22 | 0 | 1 | -4.35% | 22 | 1 | 1 | N | | N | 05/2025 | | |
| | Exc Award (06/30/2016) | | | | | | | | | | | | | | | |
| 135381 | Viking Trail Centennial | 07/12/2018 | Active | 4 | 0 | 0 | 0.00% | 4 | | 19 | Y | 5 | R | 10/2023 | | |

Clubs Cancelled Previous Fiscal Year – Clubs Cancelled within last 12 months may be reinstated

| Club Number | Club Name | Charter Date | Current Status* | Cancellation Date |
|-------------|---------------------|--------------|-----------------|-------------------|
| 13851 | NEW WORLD ISLAND | 11/23/1960 | Cancelled(6*) | 01/29/2025 |
| 143893 | Norris Arm and Area | 12/08/2020 | Cancelled(6*) | 03/29/2025 |

| Current Total Clubs Count | YTD New Clubs Count | YTD Cancelled Clubs Count | YTD Net Club Gain | Current Total Members Count | YTD Add | YTD Drop | YTD Net Growth | Member Count 12 Months Ago | Average Member Count Per Club | % of Clubs with less than 20 members | % No Officer Report in 12 Months | % of Clubs with balance 90+ days | Number of Clubs in Status Quo | % Status Quo Clubs in Financial Suspension | Number of Cancelled Clubs | Average Cancelled Club Age | Members Lost Due to Cancellation | % of Clubs Cancelled for Non-Financial Reasons |
|---------------------------|---------------------|---------------------------|-------------------|-----------------------------|---------|----------|----------------|----------------------------|-------------------------------|--------------------------------------|----------------------------------|----------------------------------|-------------------------------|--|---------------------------|----------------------------|----------------------------------|--|
| 45 | 0 | 1 | -1 | 1,021 | 61 | 46 | 15 | 1,088 | 23 | 36% | 0% | 7% | 1 | 100% | 1 | 70 | 0 | 100% |

* - P - Priority Club. Cancellation Reasons: 1-Objectives/conduct, 2-Non-active club, 5-Non-existing club, 6-Disbanding, 7-Merger, 8-Financial Suspension, 9-District/Multiple District Dues.

** Red denotes below 15 active members.

*** Red denotes 20% + loss.

**** Y - all 3 (President, Secretary, Treasurer) club officers reported, N - not all 3 reported.

***** Abbreviation: N-New, IP-Immediate Past, R-Repeat.




Club Health Assessment for District N 4 through November 2025

| | | | Status | Membership | | | | | Reports | | | | | Finance | LCIF | |
|--|--------------------------|--------------|-------------------------------------|-------------------------|-------------------|---------------------|---------------------|-------------------------|---------------------------------------|--------------------------------|--------------------------------|---------------------------------|-------------------|--------------------------------------|-----------------|---------------|
| Club Number | Club Name | Charter Date | Times in Status Quo in Past 2 Years | Current Member Count ** | YTD Members Added | YTD Members Dropped | YTD Net Growth% *** | Member Count 1 Year Ago | Dropped Members Avg.Length of Service | Months Since Membership Update | Current Officers Reported **** | Current President Repeated Term | VP Reported ***** | Last Date Reported Service (mm/yyyy) | Account Balance | YTD Donations |
| Clubs less than two years old | | | | | | | | | | | | | | | | |
| 181536 | CNA Campus | 05/19/2025 | Active | 22 | 0 | 0 | 0.00% | 0 | | 6 | N | 2 | | 10/2025 | | |
| Clubs more than two years old | | | | | | | | | | | | | | | | |
| 13817 | ALEXANDER BAY L C | 01/03/1974 | Active | 16 | 0 | 0 | 0.00% | 17 | | 5 | Y | | N | 11/2024 | | |
| 13818 | ARNOLDS COVE | 02/07/1968 | Active | 17 | 2 | 5 | -15.00% | 20 | 5 | 1 | N | | | 11/2025 | | |
| 48422 | BACCALIEU | 04/11/1988 | Active | 27 | 0 | 0 | 0.00% | 30 | | 1 | Y | | N | 09/2025 | | \$229.73 |
| 13819 | BADGERS QUAY | 03/05/1956 | Active | 20 | 0 | 2 | -9.09% | 21 | 6 | 1 | Y | | N | 10/2025 | | |
| Exc Award (06/30/2017, 06/30/2023, 06/30/2024) | | | | | | | | | | | | | | | | |
| 33676 | BAY L'ARGENT | 04/18/1977 | Active | 21 | 3 | 0 | 16.67% | 19 | | 1 | N | None | | 04/2024 | | |
| 13820 | BAY ROBERTS | 10/12/1964 | Active | 16 | 2 | 0 | 14.29% | 19 | | 2 | N | None | | 12/2024 | 90+ Days | |
| 29952 | BLOOMFIELD-MUSGRAVETO WN | 11/27/1974 | Active | 17 | 0 | 3 | -15.00% | 23 | 23 | 0 | N | 20 | | 11/2025 | | |
| 13822 | BONAVISTA | 01/15/1967 | Active | 38 | 0 | 0 | 0.00% | 41 | | 5 | Y | 3 | N | 11/2025 | | |
| 37632 | BRIMSTONE HEAD L C | 10/30/1979 | Active | 22 | 1 | 3 | -8.33% | 23 | 22 | 0 | Y | 3 | | 11/2025 | | |
| 13829 | CLARENVILLE | 05/19/1964 | Active | 25 | 0 | 1 | -3.85% | 24 | 3 | 0 | Y | | N | 11/2025 | | |
| Exc Award (06/30/2023) | | | | | | | | | | | | | | | | |
| 29798 | COME BY CHANCE | 09/10/1974 | Active | 14 | 0 | 0 | 0.00% | 13 | | 8 | Y | | IP | 11/2025 | | |
| 13830 | CONCEPTION BAY SOUTH | 02/17/1971 | Active | 28 | 2 | 1 | 3.70% | 28 | 3 | 1 | Y | 2 | N | 11/2025 | | |
| Exc Award (06/30/2018) | | | | | | | | | | | | | | | | |
| 13833 | DUNVILLE | 02/26/1973 | Active | 26 | 0 | 3 | -10.34% | 30 | 6 | 1 | Y | 3 | N | 11/2025 | | |
| 46189 | ENGLISH HARBOUR EAST | 05/12/1986 | Active | 20 | 0 | 0 | 0.00% | 20 | | 3 | Y | 3 | N | 10/2025 | | |
| 36888 | FORT POINT L C | 04/23/1979 | Active | 30 | 1 | 1 | 0.00% | 27 | 5 | 0 | Y | | N | 11/2025 | | \$178.87 |
| Exc Award (06/30/2024) | | | | | | | | | | | | | | | | |
| 13838 | FORTUNE | 03/14/1970 | Active | 15 | 0 | 0 | 0.00% | 16 | | 6 | Y | 2 | N | 11/2025 | | |
| 13839 | GAMBO | 02/25/1968 | Active | 48 | 2 | 2 | 0.00% | 44 | 0 | 0 | N | | N | 10/2024 | | |
| Exc Award (06/30/2017) | | | | | | | | | | | | | | | | |
| 13840 | GANDER | 07/06/1948 | Active | 21 | 1 | 2 | -4.55% | 24 | 1 | 1 | Y | 3 | R | 11/2025 | | \$1,025.07 |
| Exc Award (06/30/2024) | | | | | | | | | | | | | | | | |
| 29953 | GARNISH | 11/25/1974 | Active | 9 | 0 | 2 | -18.18% | 13 | 40 | 2 | Y | 2 | | 06/2025 | | |



Club Health Assessment for District N 4 through November 2025

|  | | | Status | Membership | | | | | | Reports | | | | Finance | LCIF | |
|--|-------------------------------|--------------|-------------------------------------|-------------------------|-------------------|---------------------|---------------------|-------------------------|---------------------------------------|--------------------------------|--------------------------------|---------------------------------|-------------------|--------------------------------------|-----------------|---------------|
| Club Number | Club Name | Charter Date | Times in Status Quo in Past 2 Years | Current Member Count ** | YTD Members Added | YTD Members Dropped | YTD Net Growth% *** | Member Count 1 Year Ago | Dropped Members Avg.Length of Service | Months Since Membership Update | Current Officers Reported **** | Current President Repeated Term | VP Reported ***** | Last Date Reported Service (mm/yyyy) | Account Balance | YTD Donations |
| Exc Award (06/30/2017) | | | Active | 52 | 0 | 0 | 0.00% | 47 | | 5 | Y | | N | 07/2025 | | |
| 31931 | GOULDS | 03/18/1976 | | | | | | | | | | | | | | |
| Exc Award (06/30/2023, 06/30/2025) | | | | | | | | | | | | | | | | |
| 13841 | GRAND BANK | 10/23/1951 | Active | 28 | 0 | 1 | -3.45% | 26 | 16 | 1 | Y | | N | 10/2025 | 90+ Days | \$366.10 |
| Exc Award (06/30/2024) | | | | | | | | | | | | | | | | |
| 31932 | HANT'S HARBOUR | 03/31/1976 | Active(1) | 5 | 0 | 0 | 0.00% | 4 | | 5 | Y | 2 | | 05/2025 | | |
| 36712 | HARE BAY-DOVER LC | 03/12/1979 | Active | 12 | 2 | 0 | 20.00% | 13 | | 1 | Y | | N | 10/2025 | | |
| 29631 | INDIAN BAY | 07/23/1974 | Active | 28 | 0 | 0 | 0.00% | 28 | | 5 | Y | | N | 11/2025 | | |
| Exc Award (06/30/2017) | | | | | | | | | | | | | | | | |
| 29272 | MARYSTOWN | 05/08/1974 | Active | 30 | 1 | 0 | 3.45% | 29 | | 0 | Y | 2 | N | 10/2025 | | |
| 13847 | MOUNT PEARL | 03/07/1956 | Active | 13 | 0 | 4 | -23.53% | 18 | 9 | 0 | Y | | | 11/2025 | | |
| Exc Award (06/30/2024) | | | | | | | | | | | | | | | | |
| 115872 | MUN CAMPUS | 01/13/2012 | Active | 5 | 2 | 5 | -37.50% | 11 | 1 | 1 | Y | | | 10/2025 | | |
| 39621 | MUSGRAVE HARBOUR | 03/27/1981 | Active | 5 | 0 | 0 | 0.00% | 6 | | 5 | N | 2 | | 02/2025 | 90+ Days | \$366.10 |
| 13850 | NEW HARBOUR DILDO | 11/06/1969 | Active | 24 | 5 | 4 | 4.35% | 17 | 3 | 0 | Y | | N | 01/2025 | | |
| 13854 | NORTH HARBOUR L C | 01/16/1974 | Active | 9 | 1 | 4 | -25.00% | 12 | 14 | 1 | Y | 5 | | 11/2025 | | |
| 134798 | Paradise Centennial | 05/30/2018 | Active | 31 | 1 | 0 | 3.33% | 28 | | 1 | Y | | N | 11/2025 | | |
| Exc Award (06/30/2024) | | | | | | | | | | | | | | | | |
| 13856 | PLACENTIA | 12/29/1960 | Active | 19 | 2 | 0 | 11.76% | 16 | | 1 | Y | | N | 07/2025 | | |
| 33327 | PORT REXTON AREA | 02/25/1977 | Active | 17 | 0 | 0 | 0.00% | 18 | | 5 | Y | 8 | N | 10/2025 | | |
| 13857 | PORT UNION | 11/21/1957 | Active | 21 | 0 | 1 | -4.55% | 24 | 7 | 2 | N | | | 01/2024 | | |
| 32728 | PORTUGAL COVE-ST PHILLIPS L C | 09/27/1976 | Active | 27 | 0 | 1 | -3.57% | 27 | 4 | 3 | Y | 4 | | 11/2025 | | |
| 42067 | POUCH COVE | 12/20/1982 | Active | 35 | 2 | 0 | 6.06% | 34 | | 2 | Y | | N | 11/2025 | | |
| Exc Award (06/30/2023) | | | | | | | | | | | | | | | | |
| 37425 | RANDOM L C | 07/05/1979 | Active | 23 | 2 | 0 | 9.52% | 20 | | 0 | Y | 2 | R | 10/2025 | | \$3.00 |
| Exc Award (06/30/2017, 06/30/2019) | | | | | | | | | | | | | | | | |
| 32931 | SOUTHWEST ARM | 11/10/1976 | Active | 45 | 1 | 0 | 2.27% | 45 | | 1 | Y | | N | 11/2025 | | |
| Exc Award (06/30/2023) | | | | | | | | | | | | | | | | |
| 43735 | ST BRENDANS | 04/05/1984 | Active | 18 | 0 | 0 | 0.00% | 18 | | 13 | N | None | | 10/2024 | | |
| 13860 | ST JOHNS | 06/28/1948 | Active | 31 | 0 | 2 | -6.06% | 38 | 34 | 0 | Y | | N | 10/2025 | | |
| Exc Award (06/30/2023) | | | | | | | | | | | | | | | | |



Club Health Assessment for District N 4 through November 2025

INTERNATIONAL

| Club Number | Club Name | Charter Date | Status | Membership | | | | | Reports | | | | Finance | LCIF | | |
|------------------------------------|------------------------|--------------|-------------------------------------|-------------------------|-------------------|---------------------|---------------------|-------------------------|---------------------------------------|--------------------------------|--------------------------------|---------------------------------|-------------------|--------------------------------------|-----------------|---------------|
| | | | Times in Status Quo in Past 2 Years | Current Member Count ** | YTD Members Added | YTD Members Dropped | YTD Net Growth% *** | Member Count 1 Year Ago | Dropped Members Avg.Length of Service | Months Since Membership Update | Current Officers Reported **** | Current President Repeated Term | VP Reported ***** | Last Date Reported Service (mm/yyyy) | Account Balance | YTD Donations |
| 48047 | ST VINCENTS | 01/19/1988 | Active | 9 | 0 | 0 | 0.00% | 9 | | 15 | Y | 23 | | 10/2025 | | |
| 13866 | SUNNYSIDE | 02/05/1966 | Active | 18 | 2 | 3 | -5.26% | 20 | 12 | 2 | Y | 2 | | 11/2025 | | |
| Exc Award (06/30/2017) | | | | | | | | | | | | | | | | |
| 46957 | TERRENCEVILLE | 02/26/1987 | Active | 18 | 0 | 0 | 0.00% | 18 | | 7 | Y | | N | 11/2025 | | |
| Exc Award (06/30/2023, 06/30/2024) | | | | | | | | | | | | | | | | |
| 124240 | Torbay | 02/25/2015 | Active | 13 | 2 | 0 | 18.18% | 15 | | 1 | Y | | | 07/2025 | | |
| 29848 | TREPASSEY | 10/08/1974 | Active | 22 | 3 | 1 | 10.00% | 20 | 11 | 0 | Y | 2 | R | 11/2025 | | |
| 13870 | VICTORIA | 04/23/1973 | Active | 9 | 1 | 0 | 12.50% | 8 | | 2 | Y | 8 | N | 11/2025 | | |
| 38298 | WATERFORD HOSPITAL L C | 04/15/1980 | Active | 13 | 3 | 0 | 30.00% | 14 | | 0 | Y | | N | 11/2025 | | |
| 29954 | WHITBOURNE | 11/25/1974 | Active | 13 | 1 | 0 | 8.33% | 12 | | 1 | Y | 13 | R | 10/2025 | | |

Clubs Cancelled Previous Fiscal Year – Clubs Cancelled within last 12 months may be reinstated

| Club Number | Club Name | Charter Date | Current Status* | Cancellation Date |
|-------------|-------------|--------------|-----------------|-------------------|
| 13861 | ST LAWRENCE | 05/14/1953 | Cancelled(6*) | 06/29/2025 |

| Current Total Clubs Count | YTD New Clubs Count | YTD Cancelled Clubs Count | YTD Net Club Gain | Current Total Members Count | YTD Add | YTD Drop | YTD Net Growth | YTD Net Growth % | Member Count 12 Months Ago | Average Member Count Per Club | % of Clubs with less than 20 members | % No Officer Report in 12 Months | % of Clubs with balance 90+ days | Number of Clubs in Status Quo | % Status Quo Clubs in Financial Suspension | Number of Cancelled Clubs | Average Cancelled Club Age | Members Lost Due to Cancellation | % of Clubs Cancelled for Non-Financial Reasons |
|---------------------------|---------------------|---------------------------|-------------------|-----------------------------|---------|----------|----------------|------------------|----------------------------|-------------------------------|--------------------------------------|----------------------------------|----------------------------------|-------------------------------|--|---------------------------|----------------------------|----------------------------------|--|
| 49 | 0 | 0 | 0 | 1,045 | 45 | 51 | -6 | -0.57% | 1,047 | 21 | 47% | 4% | 4% | 0 | 0% | 0 | 0 | 0 | 0% |

* - P - Priority Club. Cancellation Reasons: 1-Objectives/conduct, 2-Non-active club, 5-Non-existing club, 6-Disbanding, 7-Merger, 8-Financial Suspension, 9-District/Multiple District Dues.
** Red denotes below 15 active members.
*** Red denotes 20% + loss.
**** Y - all 3 (President, Secretary, Treasurer) club officers reported, N - not all 3 reported.
***** Abbreviation: N-New, IP-Immediate Past, R-Repeat.